

Window Performance Basics

Keeping cool in summer, warm in winter, comfortable all the time,... and saving energy too

*Ross McCluney, Ph.D., Principal Research Scientist
Florida Solar Energy Center*

Windows for Energy Smart Buildings

- **Many factors affect the design and choice of windows for the Florida home.**
- **This presentation provides background information**

Are windows just “holes in the insulation?”

Some are, but . . . “it ain’t necessarily so!”

- **Good windows can out-perform opaque insulated walls, energy-wise.**
- **Windows provide much more than energy savings!**
- **A building is there to provide comfort and protection from the elements, not just to save energy.**
- **If energy can be saved too, that’s even better.**

- **We’ll start with some basics**
- **Then we’ll cover energy and economics**
- **And finish with a summary of window option recommendations**

What are windows for?

- Views to the outdoors -visual connections to the natural world
- Illumination of the interior with natural daylight
- Acoustic connections to the outdoors
- Routes for emergency escape
- Protection from the discomforts of cold, heat, wind, and rain
- Do you see energy anywhere in this list?

Finding the Right Window

- It is more than just choosing a pretty window.
- We must also deal with the heat, the cold, as well as the glare and overheating of direct sunlight
 - ▶ The heat and cold: insulation and shading
 - ▶ The glare and overheating of direct sunlight: orientation and shading
- Other issues
 - ▶ Choice of window frame and glazing
 - ▶ To insulate or not?
 - ▶ Impact resistance?
 - ▶ Acoustic isolation?
 - ▶ Utility concerns

Dealing with the Sun

- **The Good:** Big windows provide a bright and open room with great views and good daylight illumination
- **The Bad:** Overheating, fading of furnishings, blocked views
- **The Ugly:** Killer glare from the sun, big energy bills, thermal discomfort
- **Three strategies for dealing with the sun**
 - ▶ Know where the sun is
 - ▶ Shape and orient the building properly relative to the sun
 - ▶ Shade the windows and walls properly

Factors affecting window options

- Which way the window faces
- How much it is shaded from the sun
- The importance (\$-value) of thermal comfort
- The importance (\$-value) of sound isolation
- The importance of impact protection
- New construction vs retrofit (replacement)
- Occupant preferences for style and color
- Electric utility company incentives
- Florida Building Code Compliance


Window Fundamentals

Subjects to be covered:


- Heat transfers (Radiation, Conduction, Convection)
- The path of the sun through the sky
- Orientation and shading
- Electromagnetic spectrum
- The solar spectrum
- Solar radiant heat gain, direct and diffuse
- Illumination — Daylighting, glare, electric lighting
- The “U-factor” — Conductive heat transfer
- Solar Heat Gain Coefficient (SHGC)
- Visible transmittance (VT)

Heat Transfer

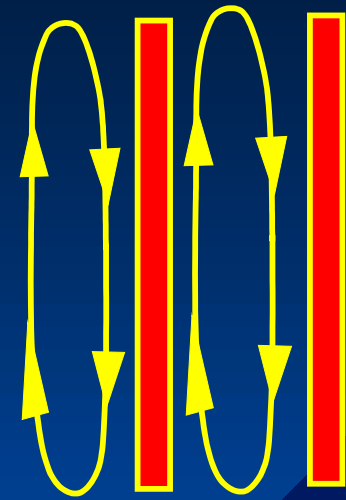
The three modes of heat transfer



Radiation

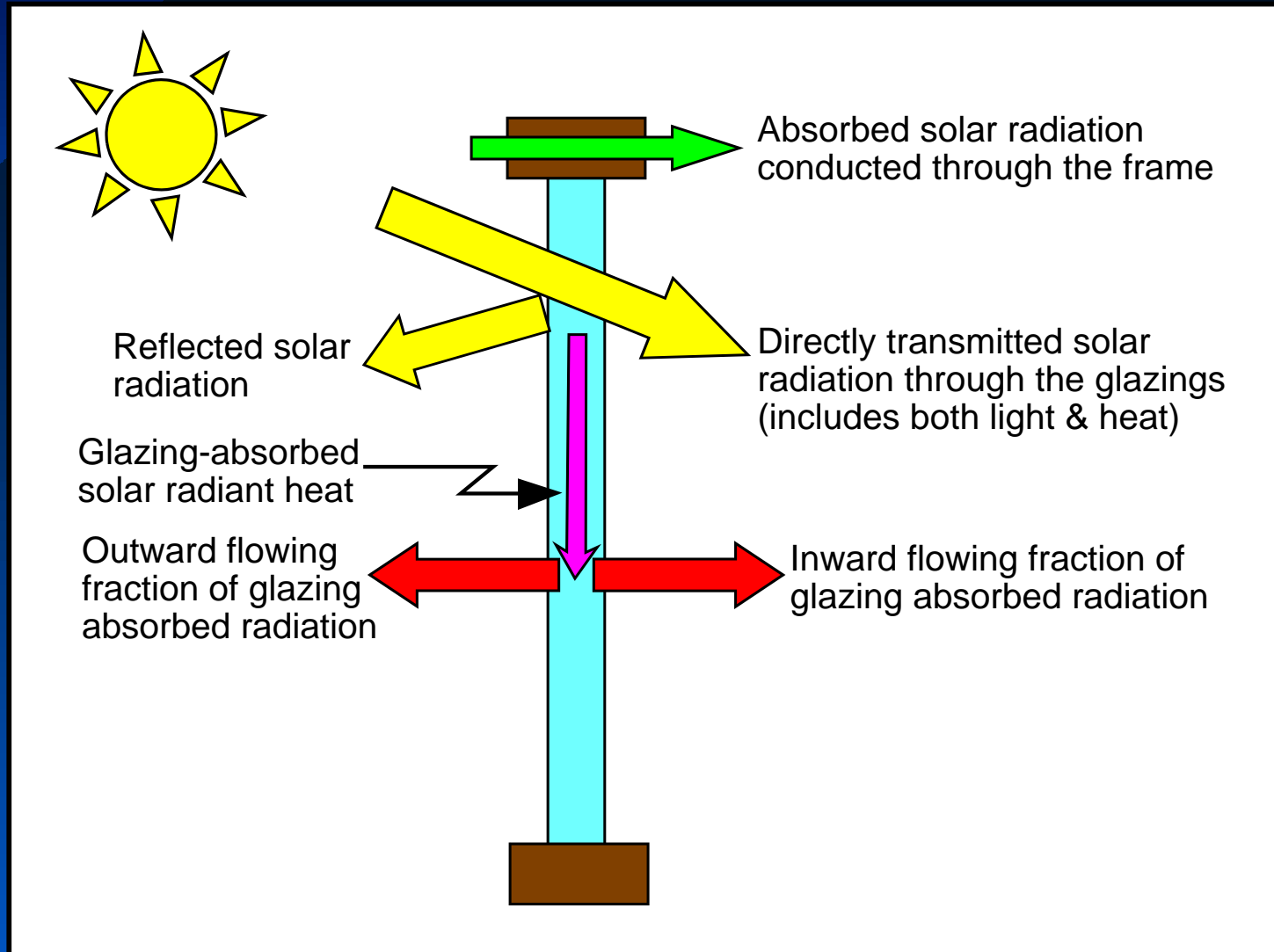


Conduction

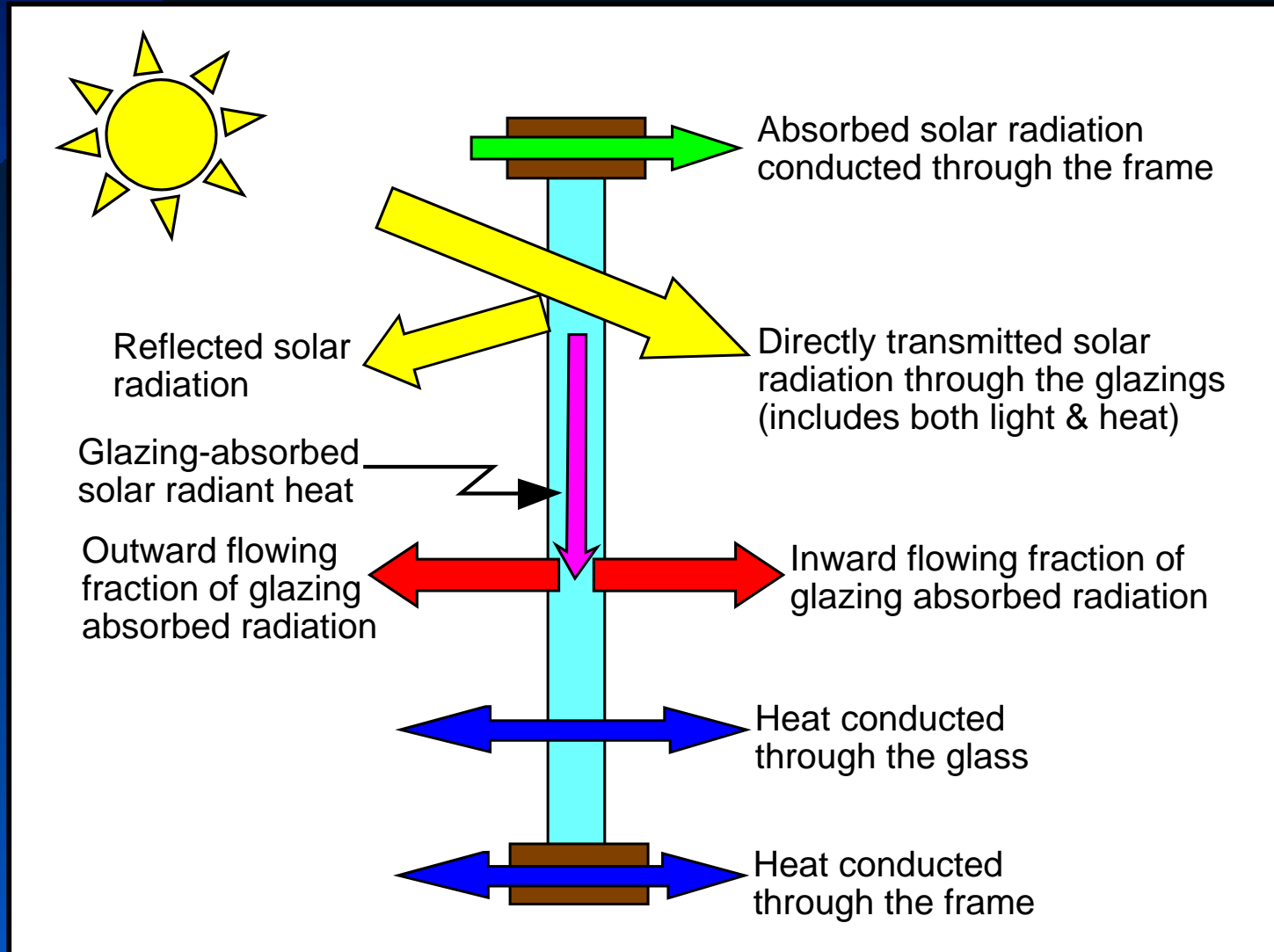


Convection

Heat Flows Through Windows



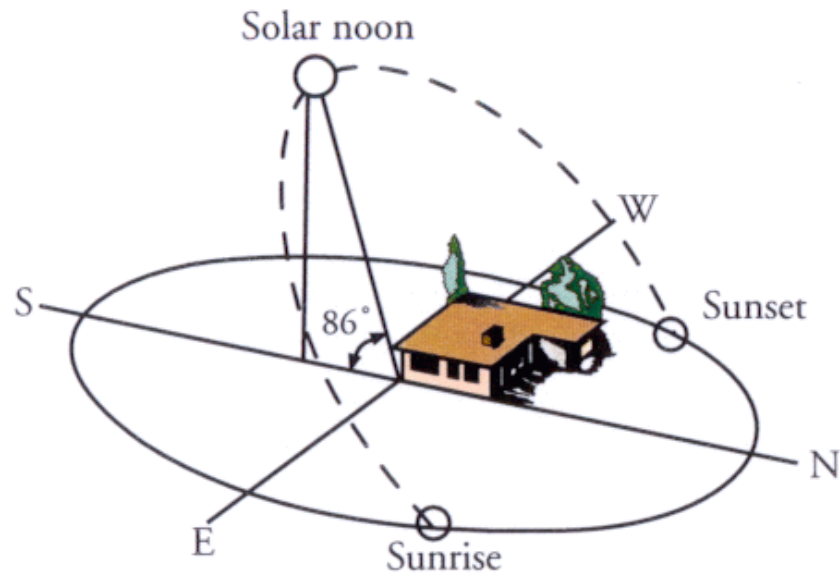
Heat Flows Through Windows



Knowing Where the Sun is

- Radiation from the sun is generally much stronger than that from the sky, except on hazy and partially overcast days
- The sun moves through the sky in a known way each day
- Radiation coming directly from the sun's "disk" is called "direct beam radiation."
- Orienting the building and its windows is important to maximize the benefits and minimize the problems produced by direct beam solar radiation.
- First we look at a generic drawing of the sun's path through the sky on the summer and winter solstices
- Then we consider how to orient a house properly relative to the sun's positions in the sky

SUMMER

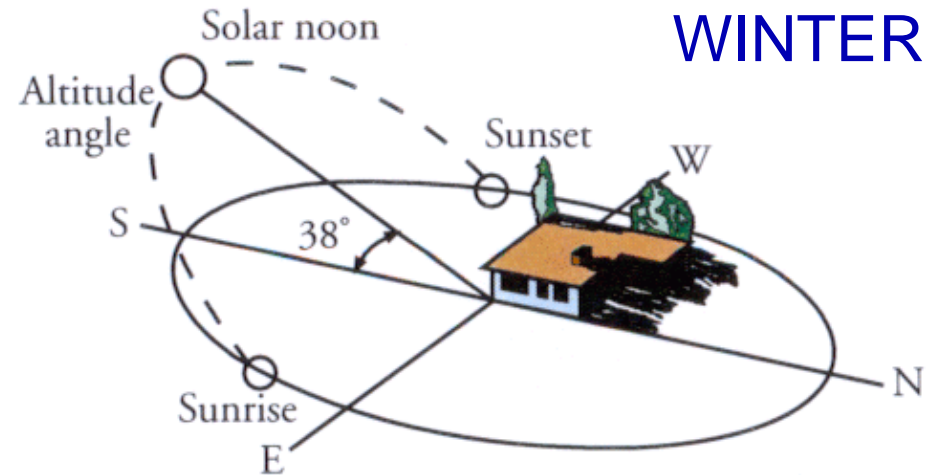


Sunpath on summer solstice at southern latitude

Sun rises north of due east,
sets north of due west,
and is high in the sky at
noon

Shade:
overhang for noon
east to northeast morning
west to northwest afternoon

WINTER

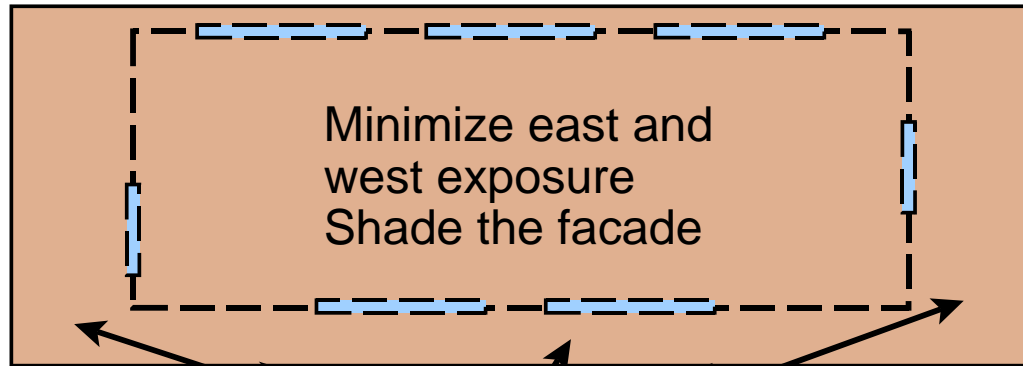



Sunpath on winter solstice at a southern latitude

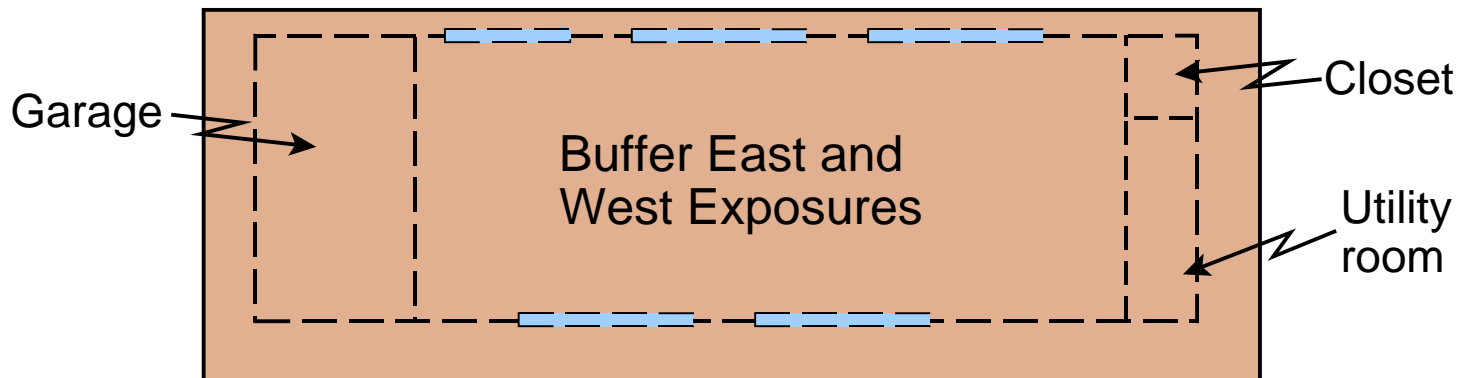
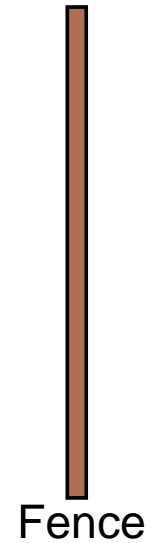
Sun rises south of due east,
sets south of due west,
and is low in the sky at
noon

Shade: southwest to west to
protect west window on
warm winter days


Orientation and shading




Wide overhangs




Exterior window shading strategies



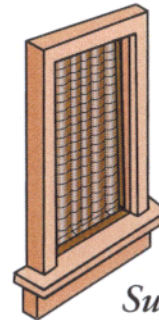
Bahama shutters




Exterior roll blind




Sarasota shutters



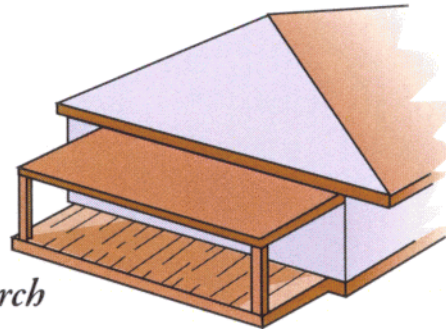
Sun screen



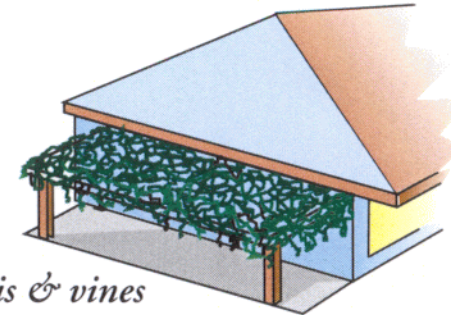
Slatted aluminum




*Venetian awning
(east or west exposure)*




Porch



Trellis & vines



Hood awning




*Gambrel awning
(for casement windows)*



Trees



Solid aluminum awning

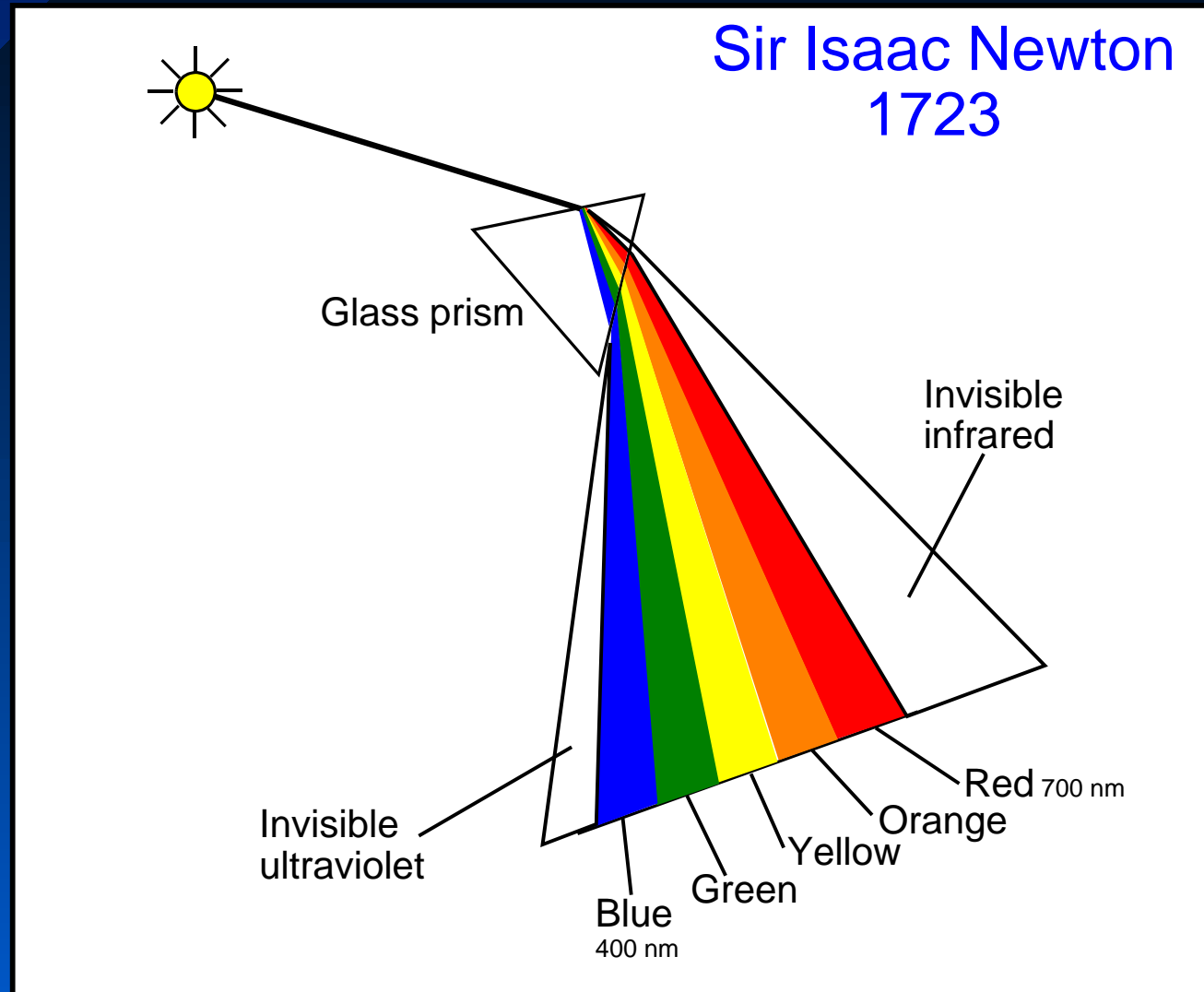


*Roller awning
(self-storing)*

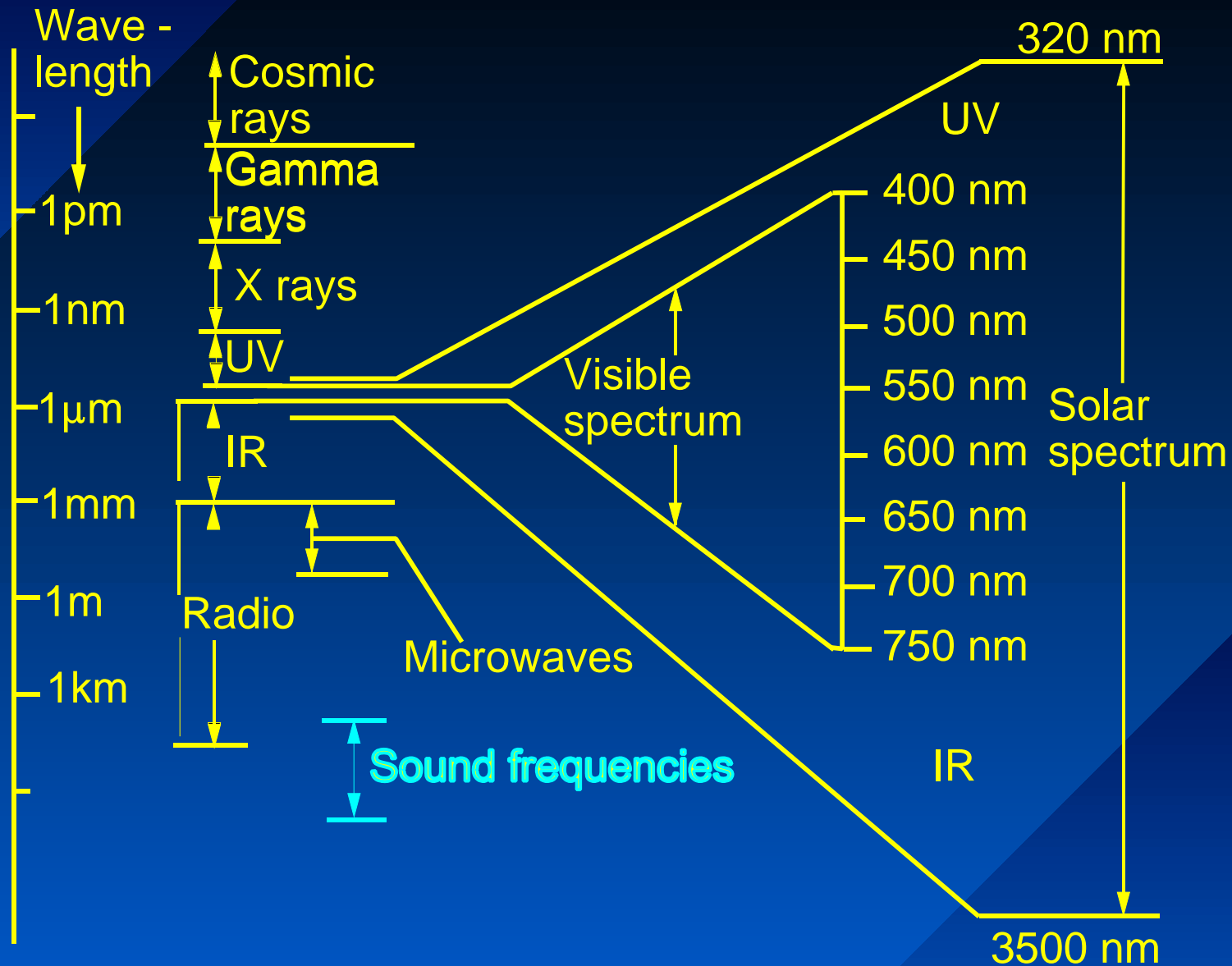
Solar Spectrum Fundamentals

- The sun's radiation covers a range of colors, and beyond.
- This electromagnetic radiation has important features for the design and performance of windows in different climates.
- We need to know a little more about the physics of solar radiation to fully understand the variety of window products now on the market.
- We begin with the electromagnetic spectrum.

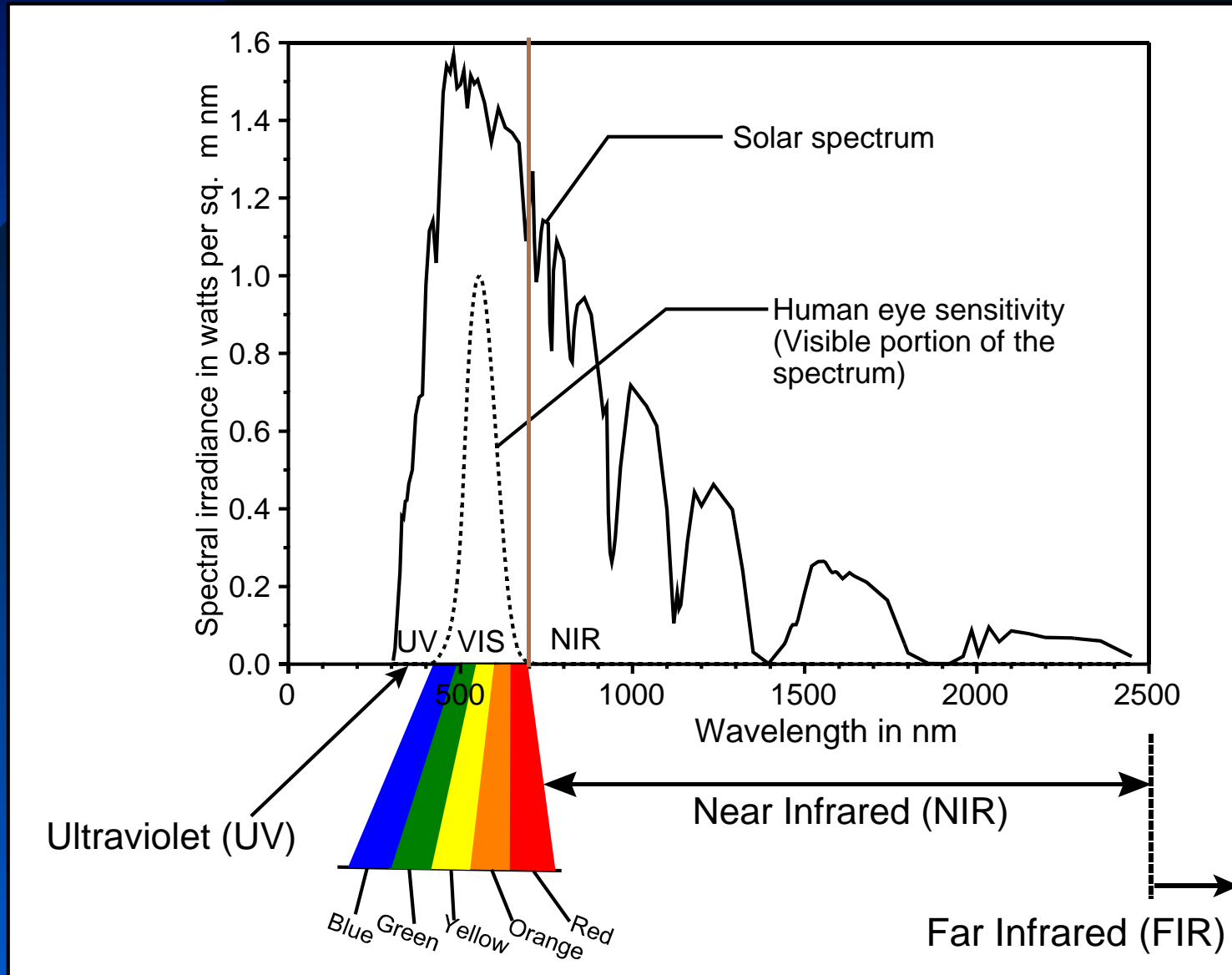
Breaking sunlight into its various colors



Electromagnetic Spectrum



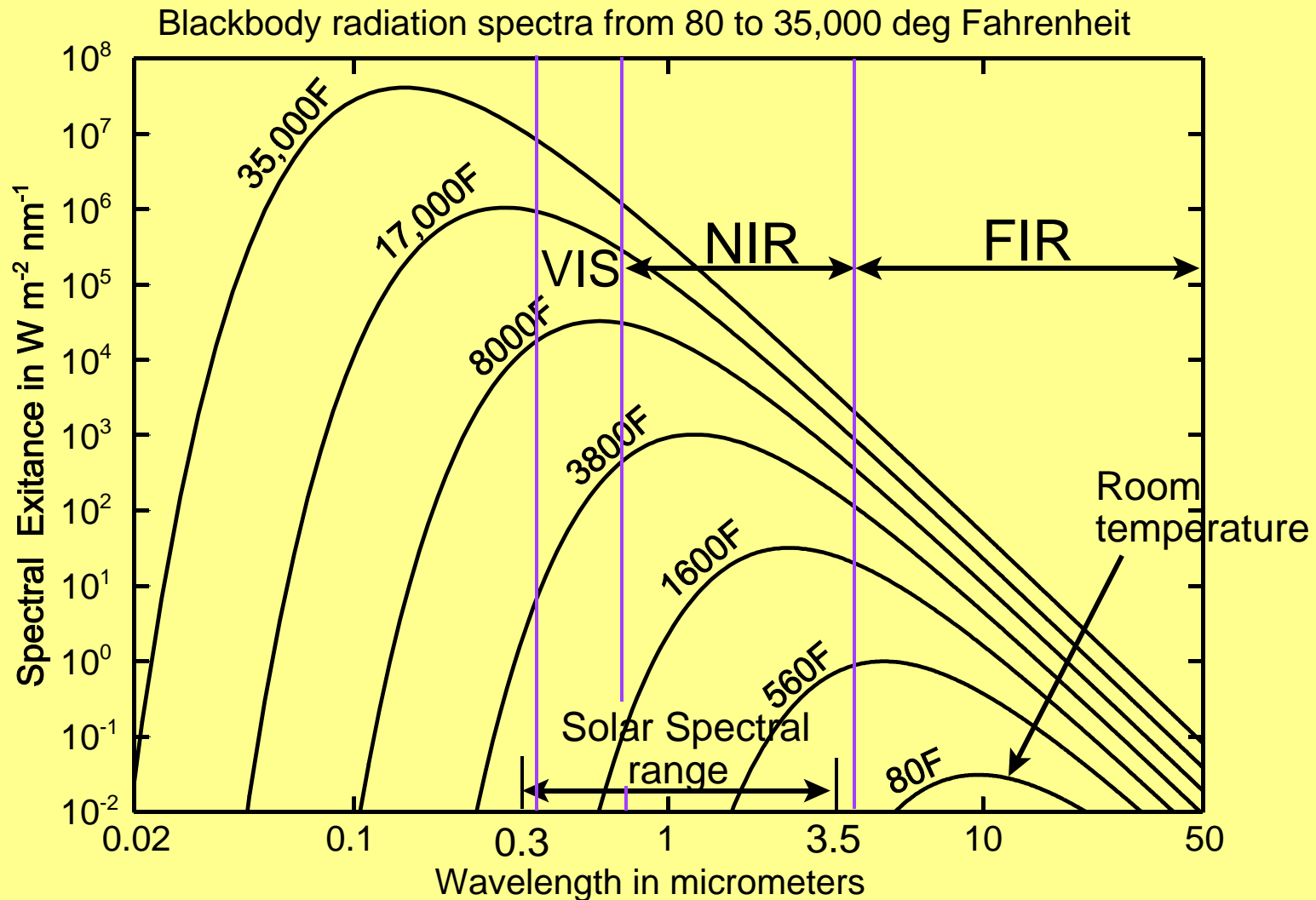
Parts of the solar spectrum



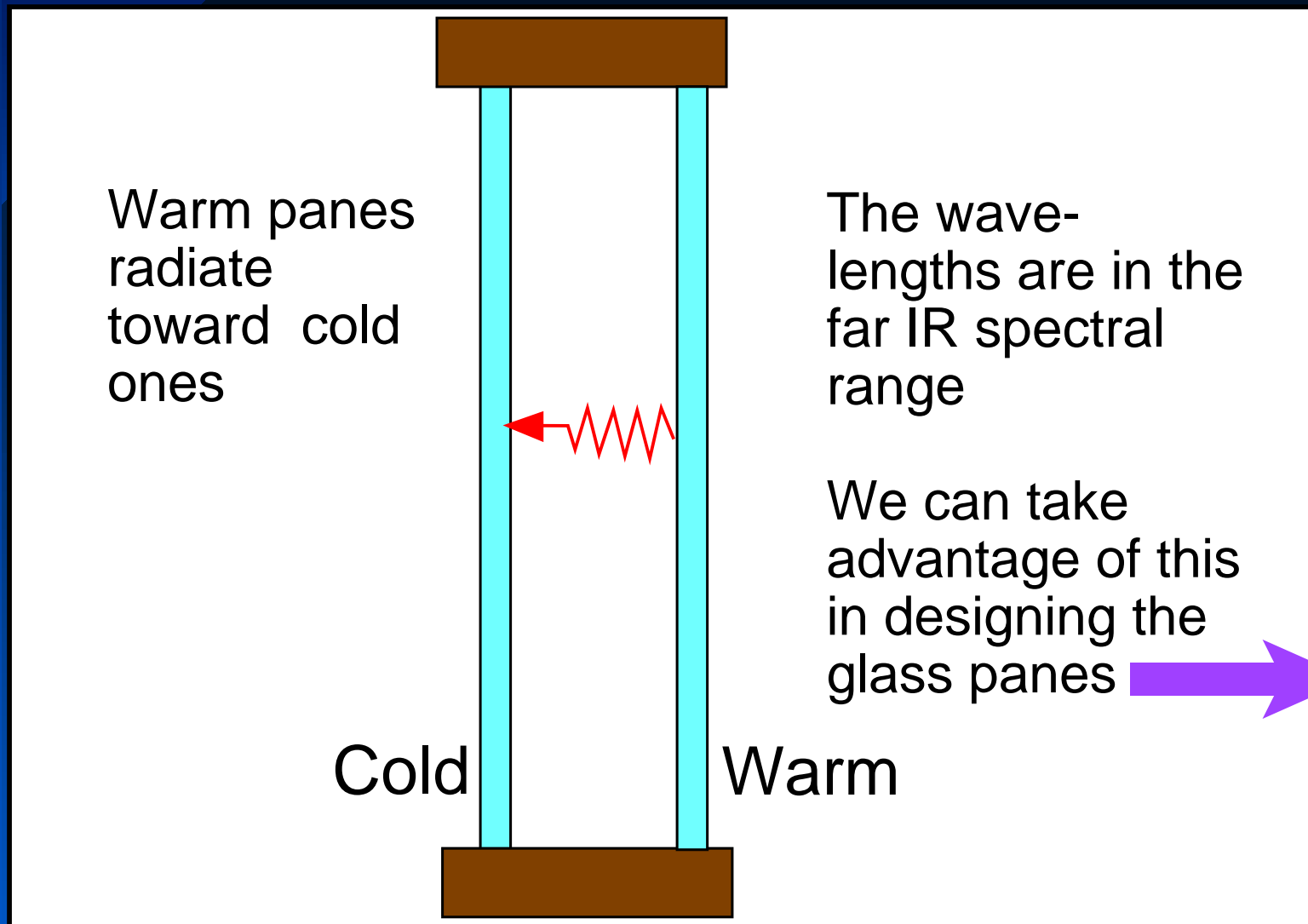
Emission of Heat Radiation

- Warm objects emit radiation
- The hotter they are, the more they emit
- As their temperature increases, the spectral distribution shifts as well, as shown on the next slide

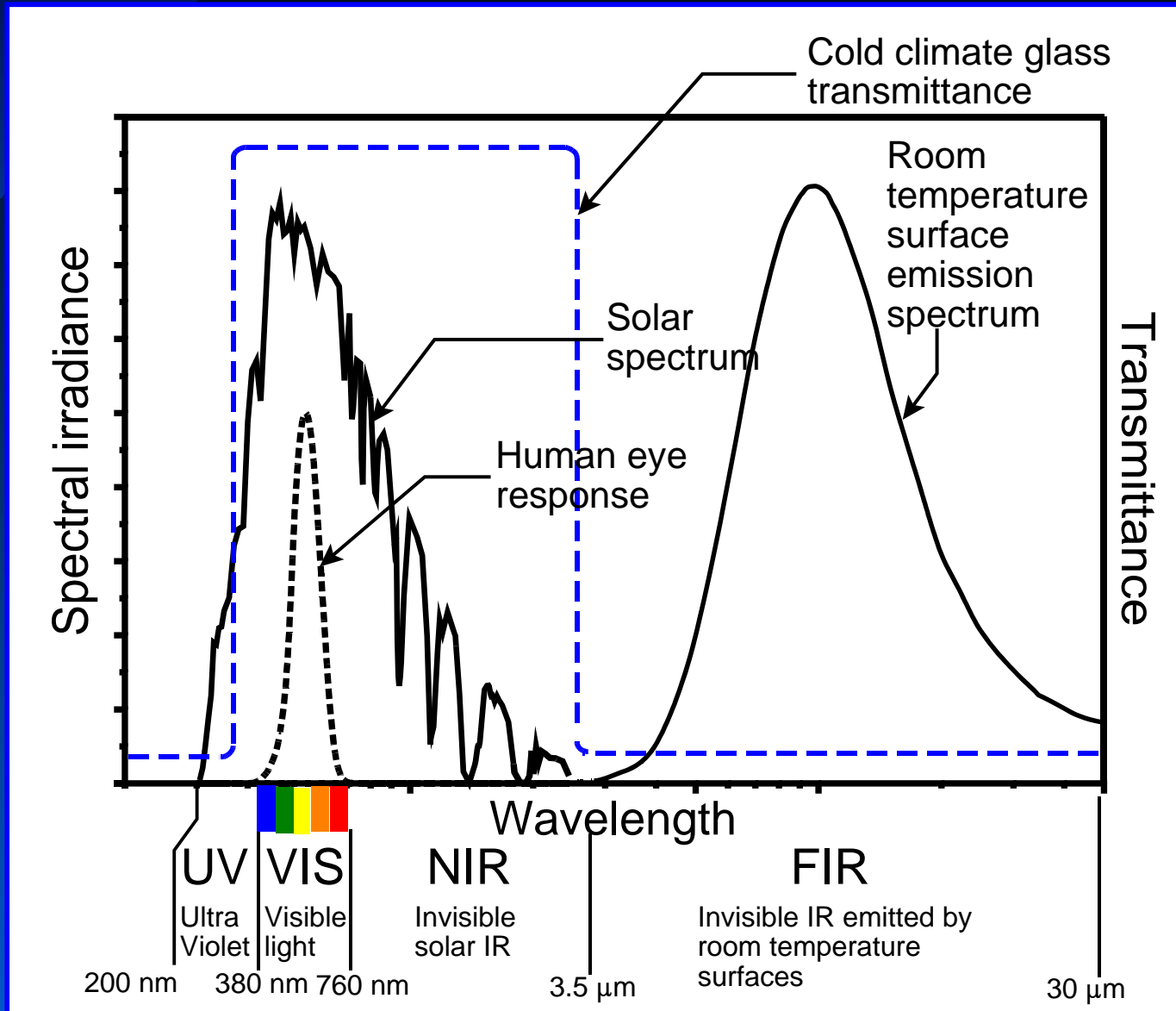
Warm Objects Emit Radiation



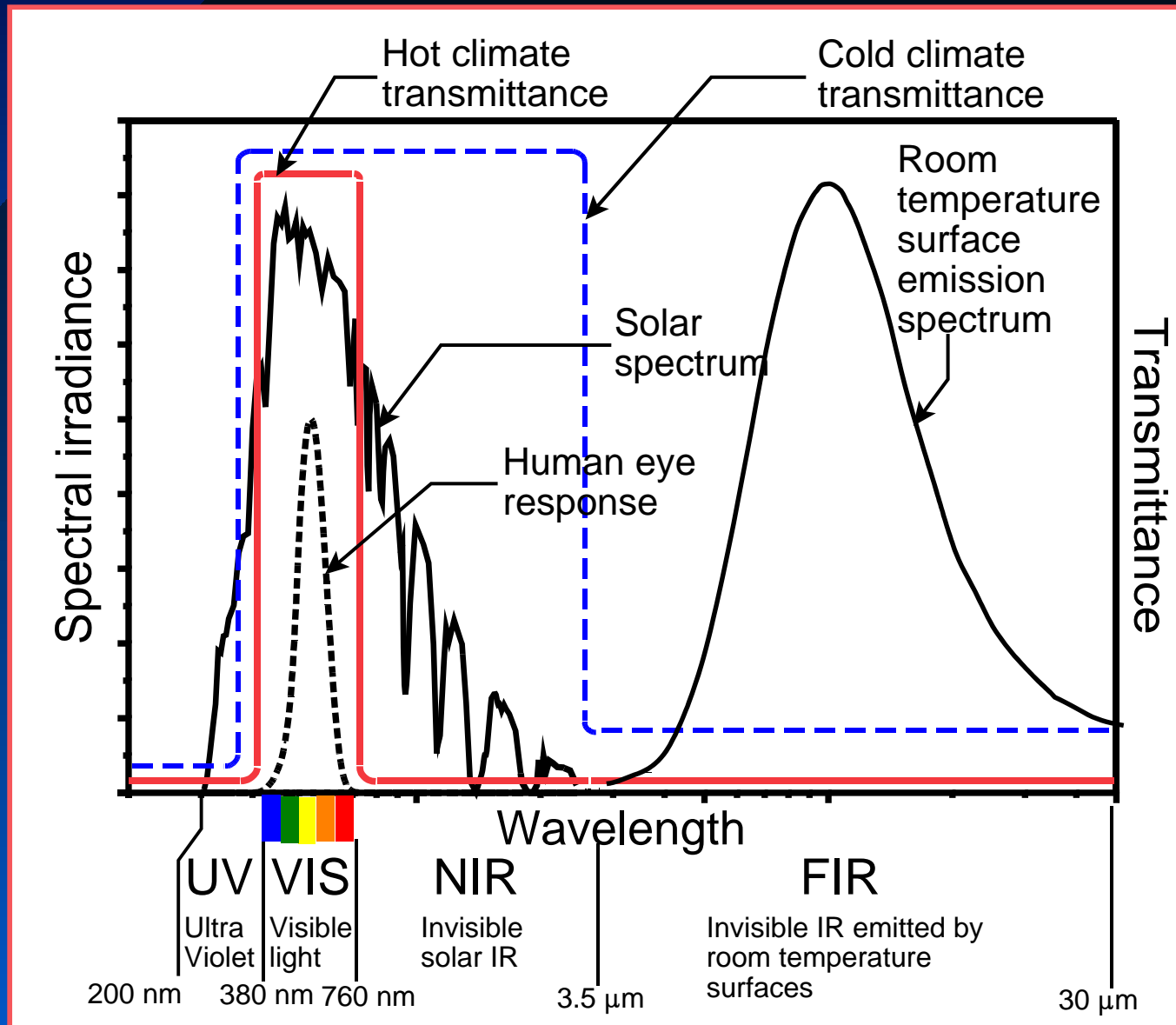
Why black body radiation is important



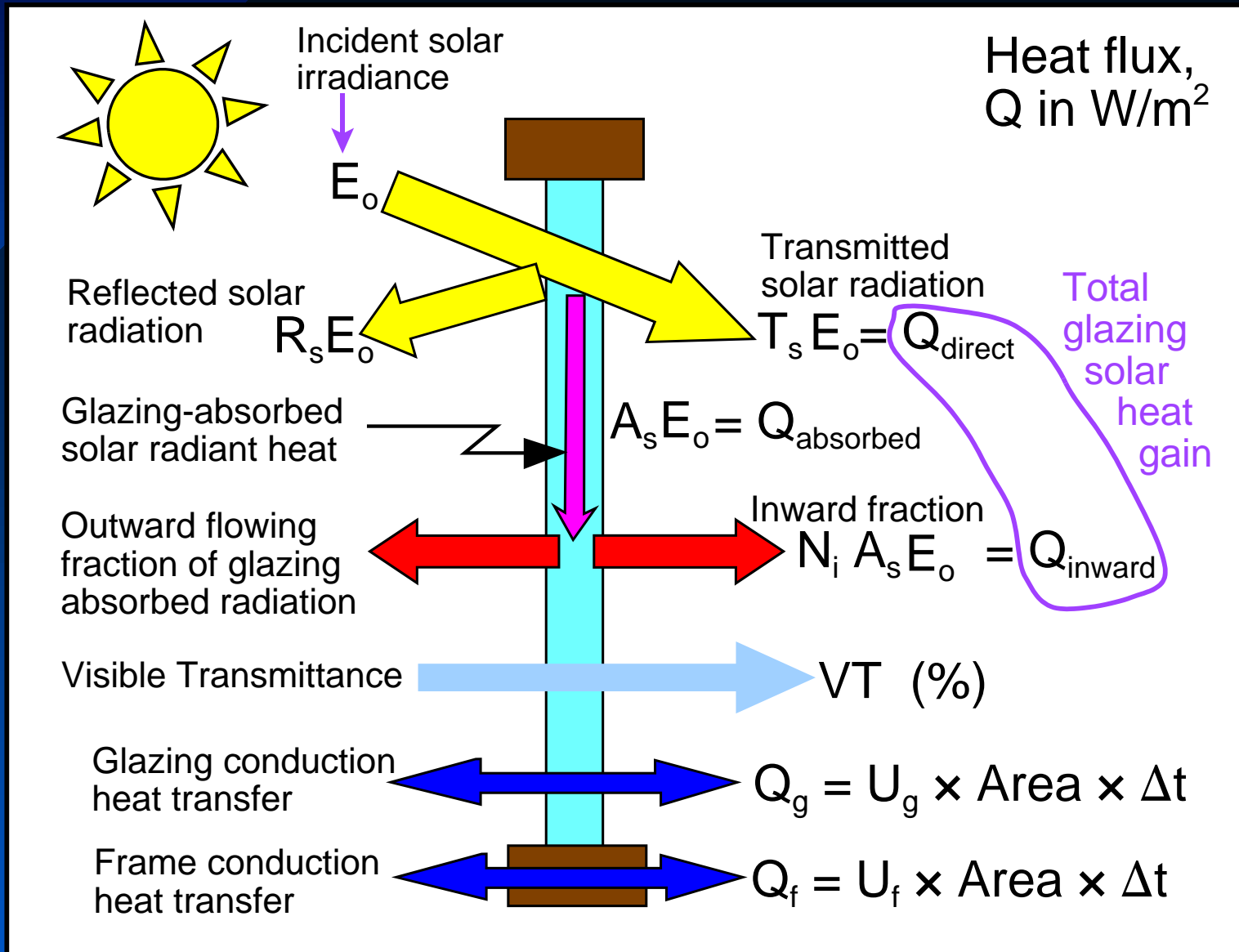
Spectral Selectivity for Cold Climates



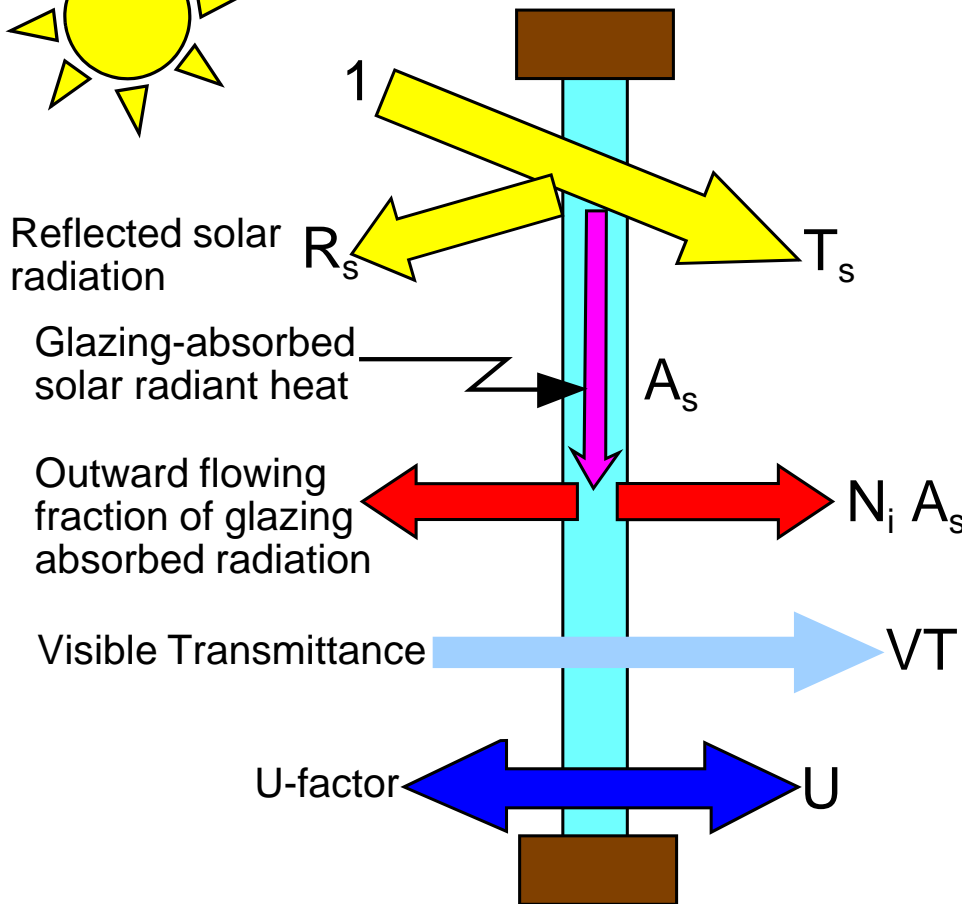

Spectral Selectivity for Hot Climates



Quantifying Heat Flows



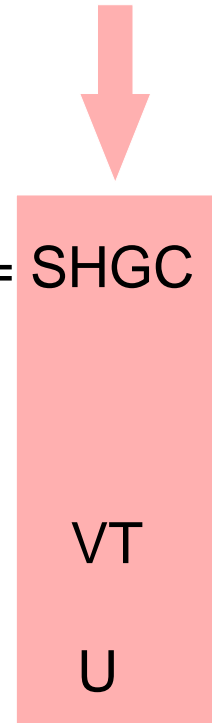
Performance Indices



Solar Heat Gain Coefficient

$$T_s + N_i A_s = \text{SHGC}$$

Primary Indices



$$(R\text{-value} = 1/U)$$

Light to Solar Gain ratio

- A measure of spectral selectivity

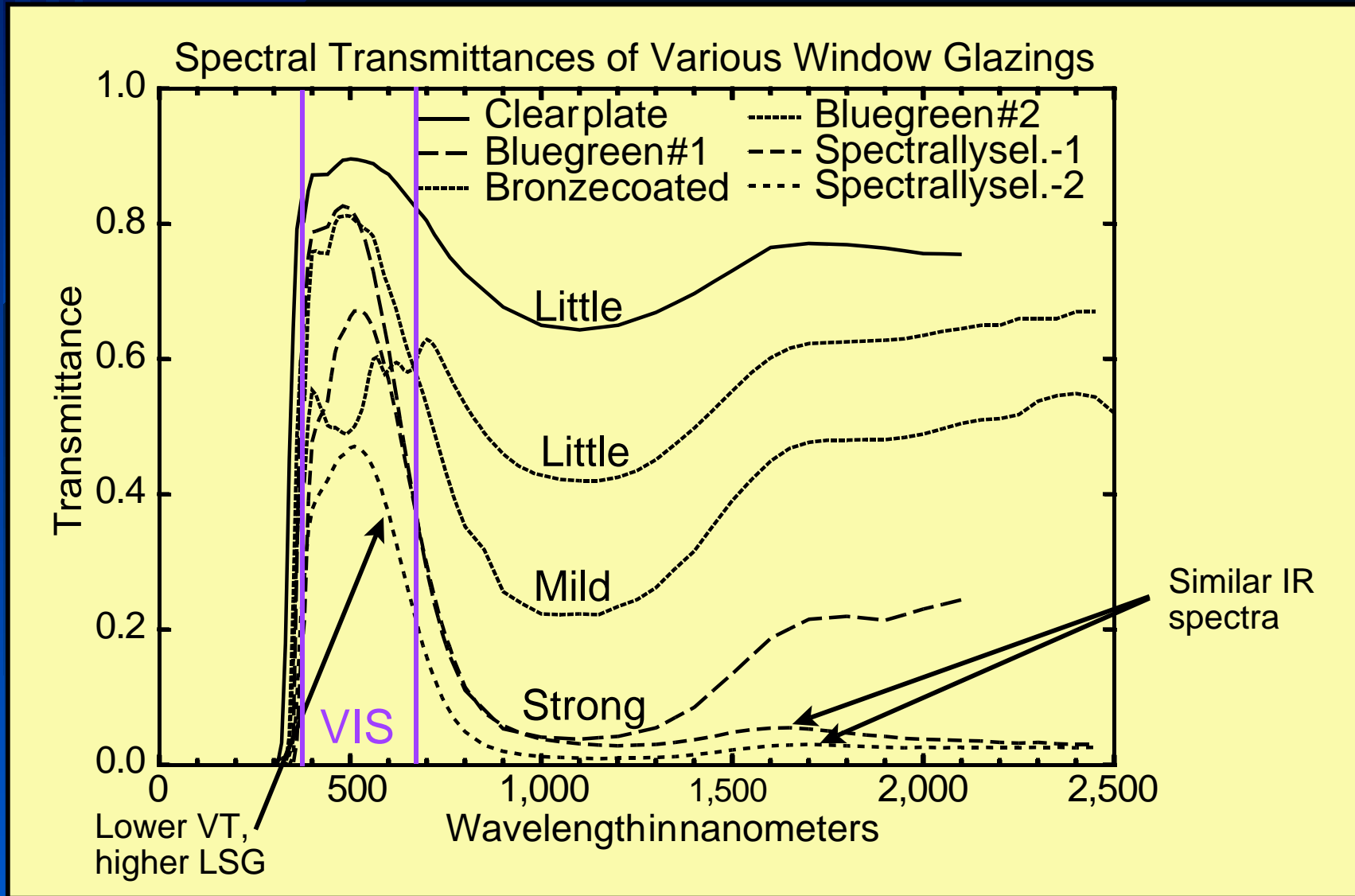
VT Visible transmittance:
Fraction of incident light transmitted

SHGC Solar heat gain coefficient:
Fraction of incident solar radiation admitted as heat gain

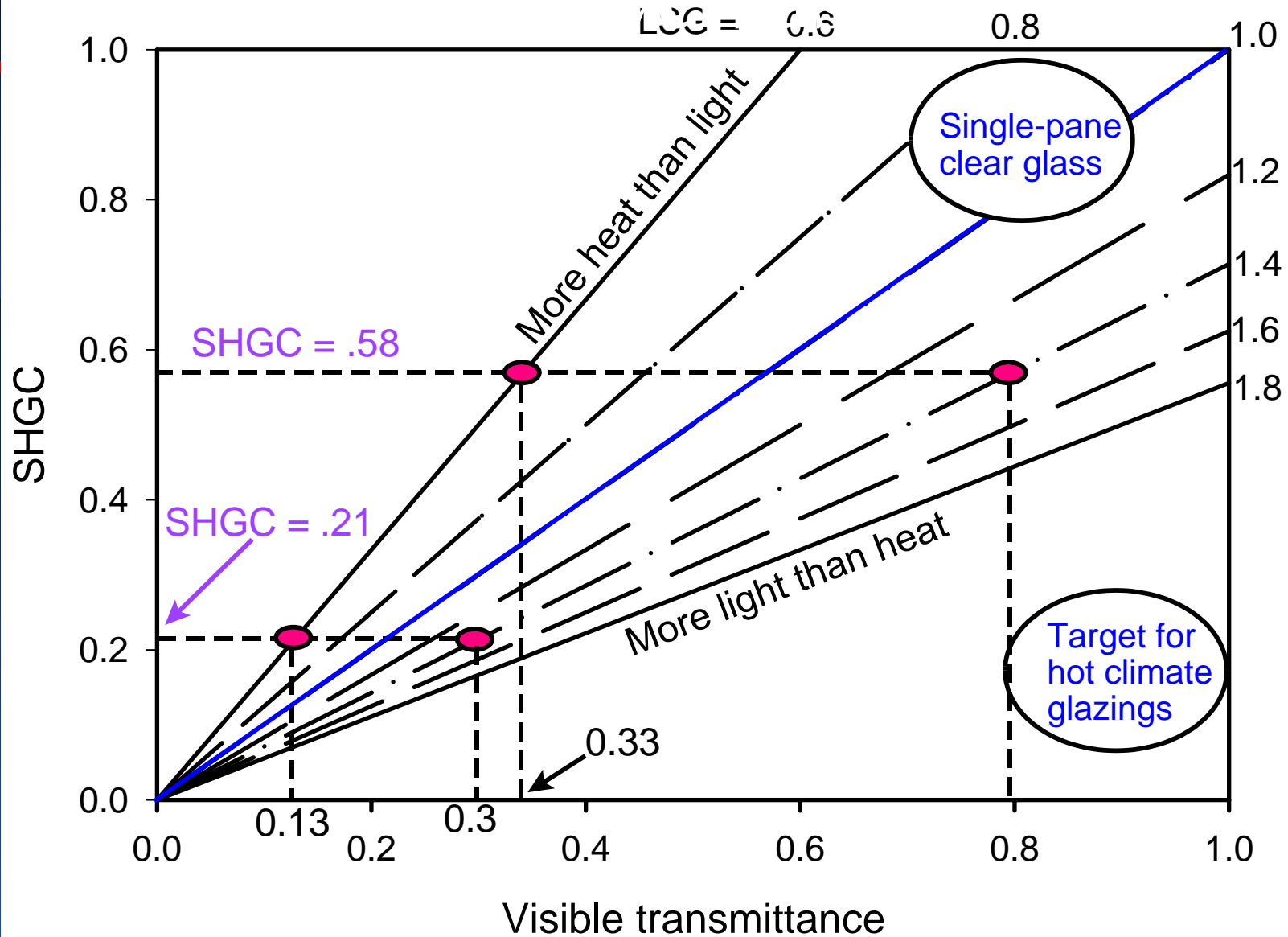
LSG Light-to-Solar Gain ratio:
Ratio of visible transmittance to solar heat gain coefficient

$$\text{LSG} = \frac{\text{VT}}{\text{SHGC}}$$

Spectral Selectivity of Real Glazings



VT and SHGC relationships for spectrally selective glazings



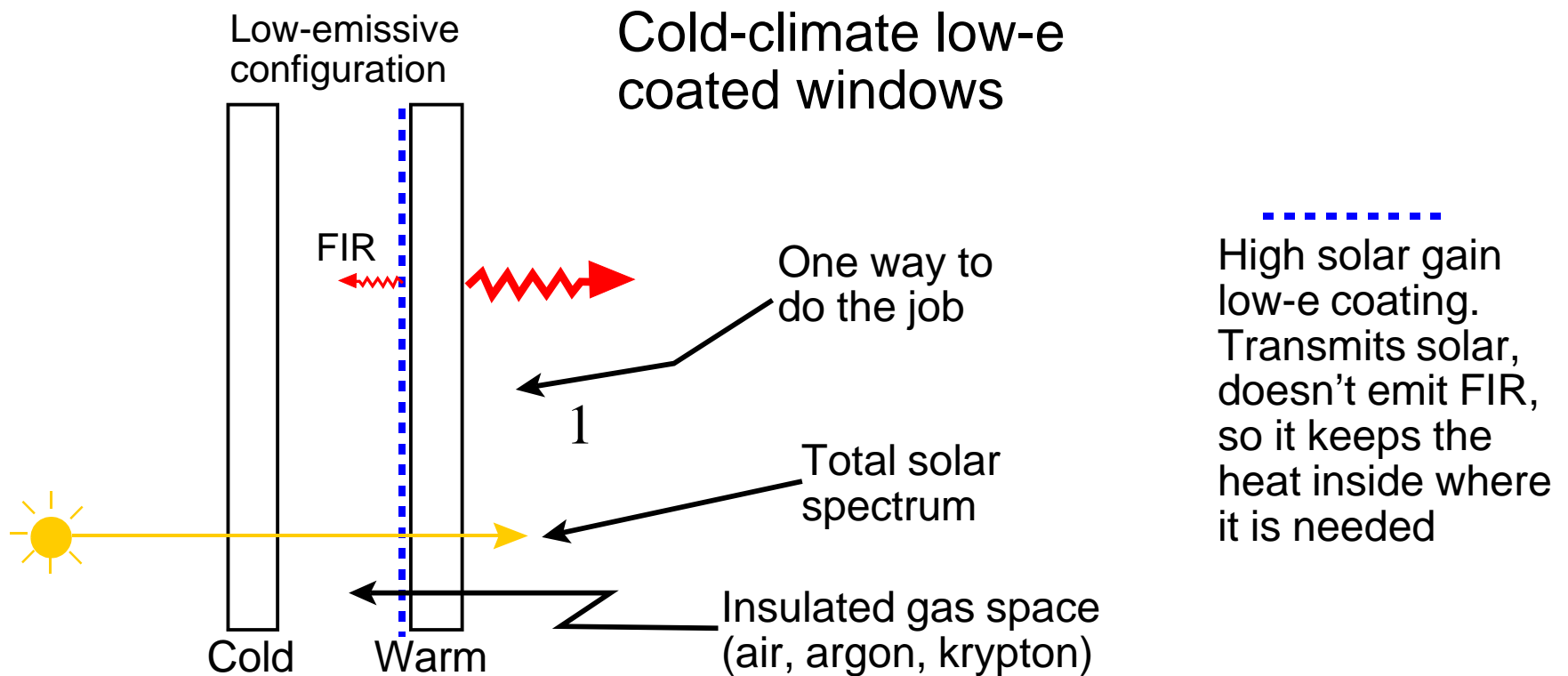
Coatings and Tints

One can use

- High solar gain low-e coatings for cold climates
- Low solar gain low-e coatings for hot climates
- IR-absorbing glass for hot climates
- A variety of ways to coat and tint glass

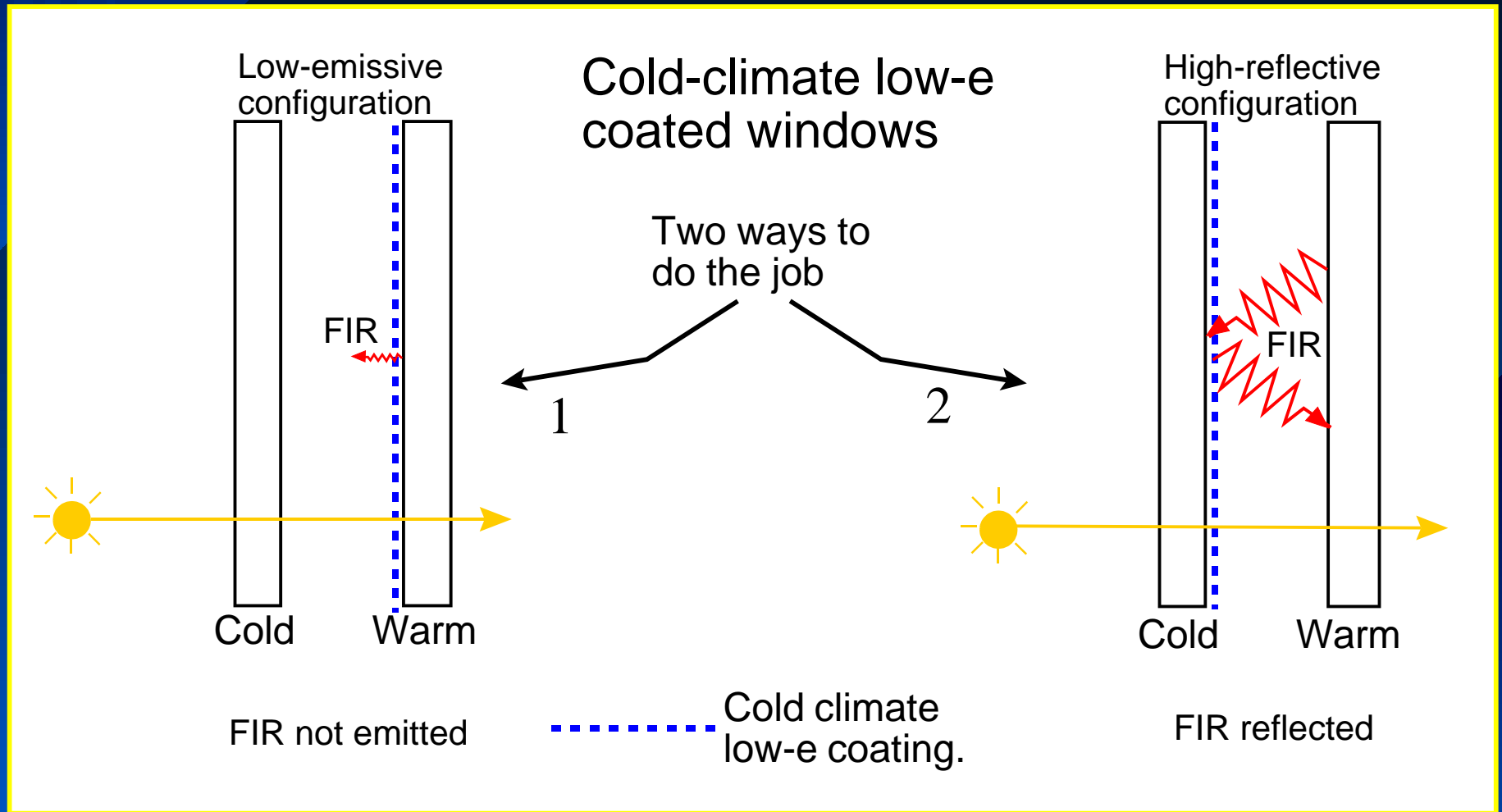
Cold climate glazings

Admit and trap solar heat



Cold climate glazings

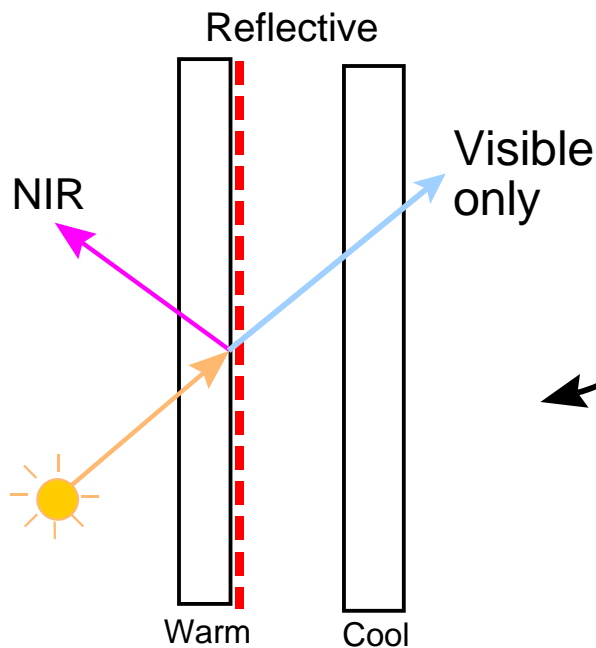
Admit and trap solar heat



Hot Climate Glazings

Admit visible, reject invisible solar

Hot-climate coated windows



One way
to do it

By rejecting nearly
half the incident
solar radiation with
reflection, the SHGC
is nearly half as
large

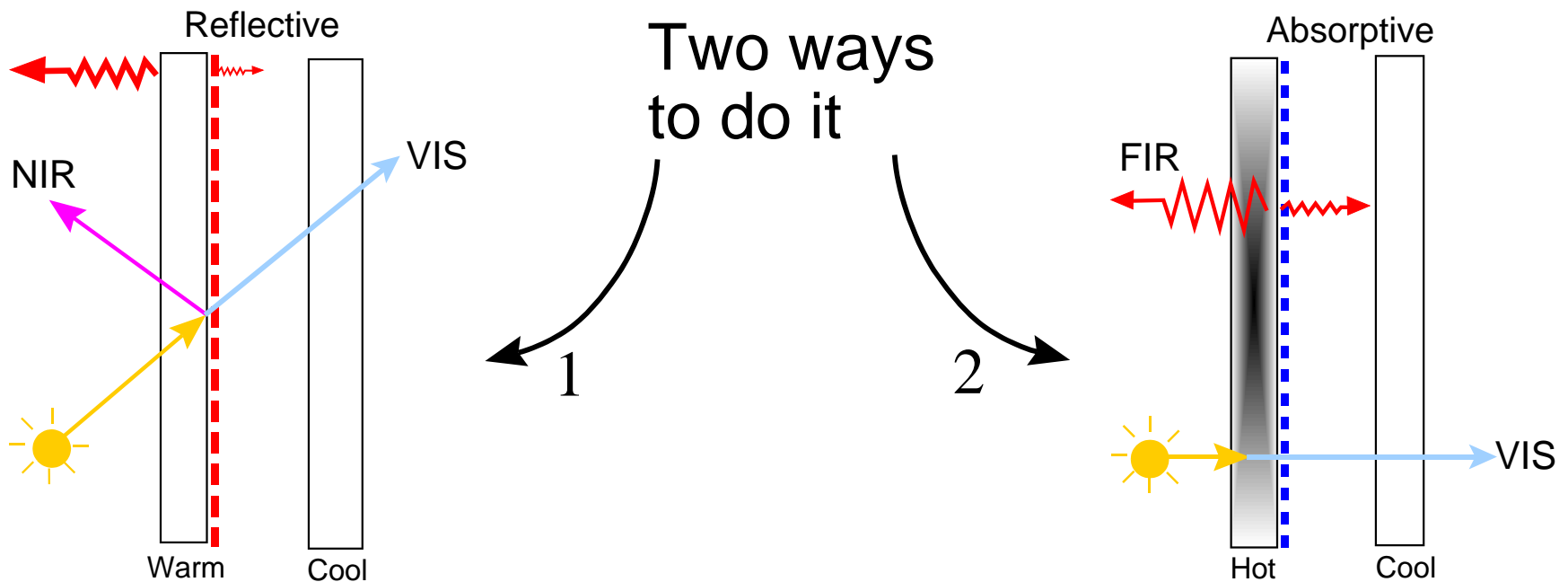
← Solar near IR
← Visible light

--- Hot-climate near-IR reflective coating
(Also called "hot-climate low-e coating")
(or a low-solar-gain low-e coating)

Hot Climate Glazings

Admit visible, reject invisible solar

Hot-climate coated windows

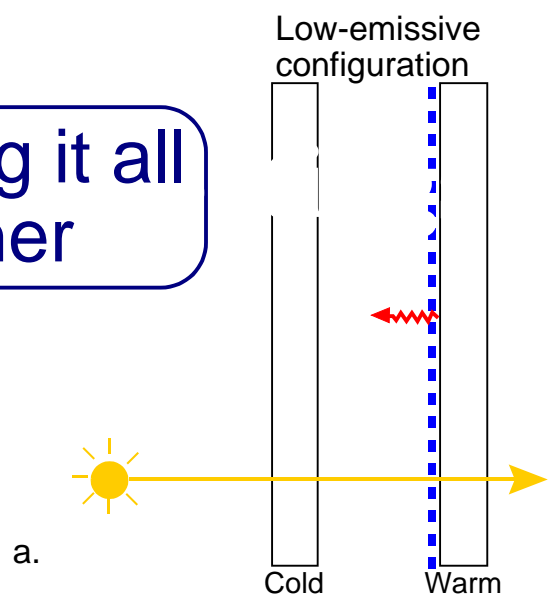


- ← Long-wavelength IR
- ← Solar near IR
- ← Visible light
- ☀ Solar near IR absorber

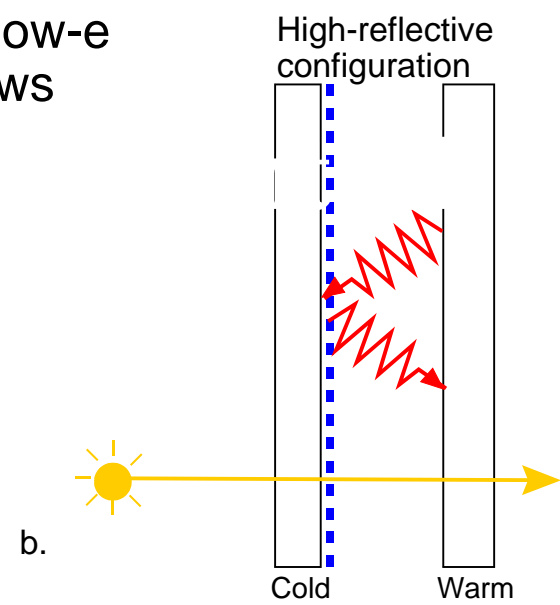
- Hot-climate near-IR reflective coating
- Cold-climate low-e coating

Putting it all together

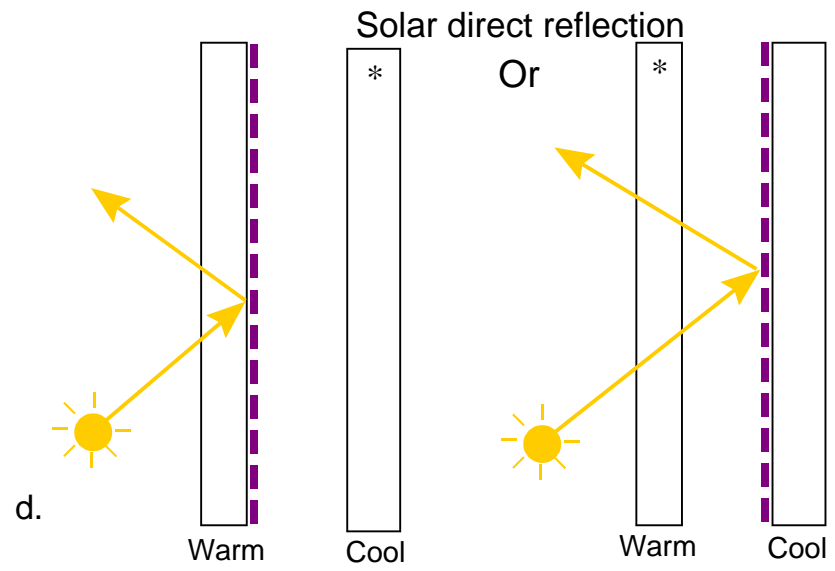
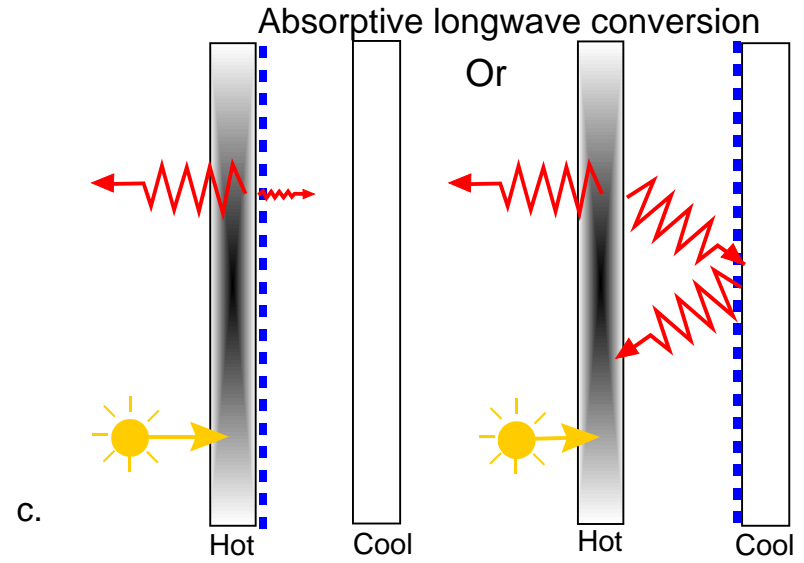
Cold-climate low-e coated windows



Or



Hot-climate coated windows



Long-wavelength IR
 Solar near IR
 Solar near IR absorber (longwave convertor)

Cold-climate low-e coating
 Hot-climate solar near IR reflective coating

*Second pane optional in principle

Daylight Illumination

- Cool, natural daylight has good color rendering
- Daylight is healthy
- Daylighting can displace electric lighting
- Electric utility interactions
- The occupancy schedule is critical
 - ▶ Florida residential occupancies — are they different?
- Direct beam and diffuse daylight
- Glare
 - ▶ Disability glare
 - ▶ Discomfort glare

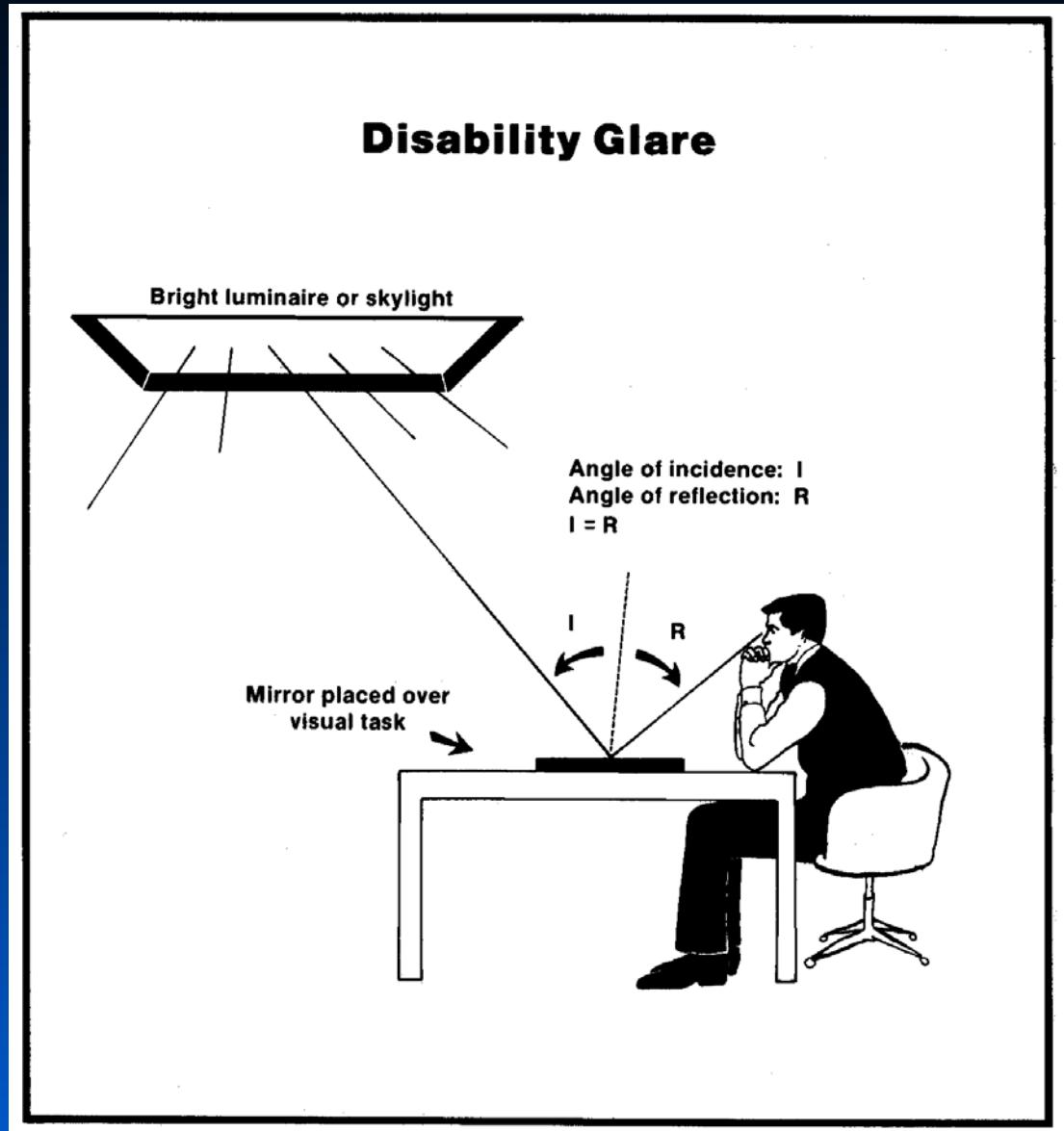
Glare primer 

Disability Glare

The mirror is used to show that if you can see the ceiling luminaire in it, then there is a veiling glare potential.

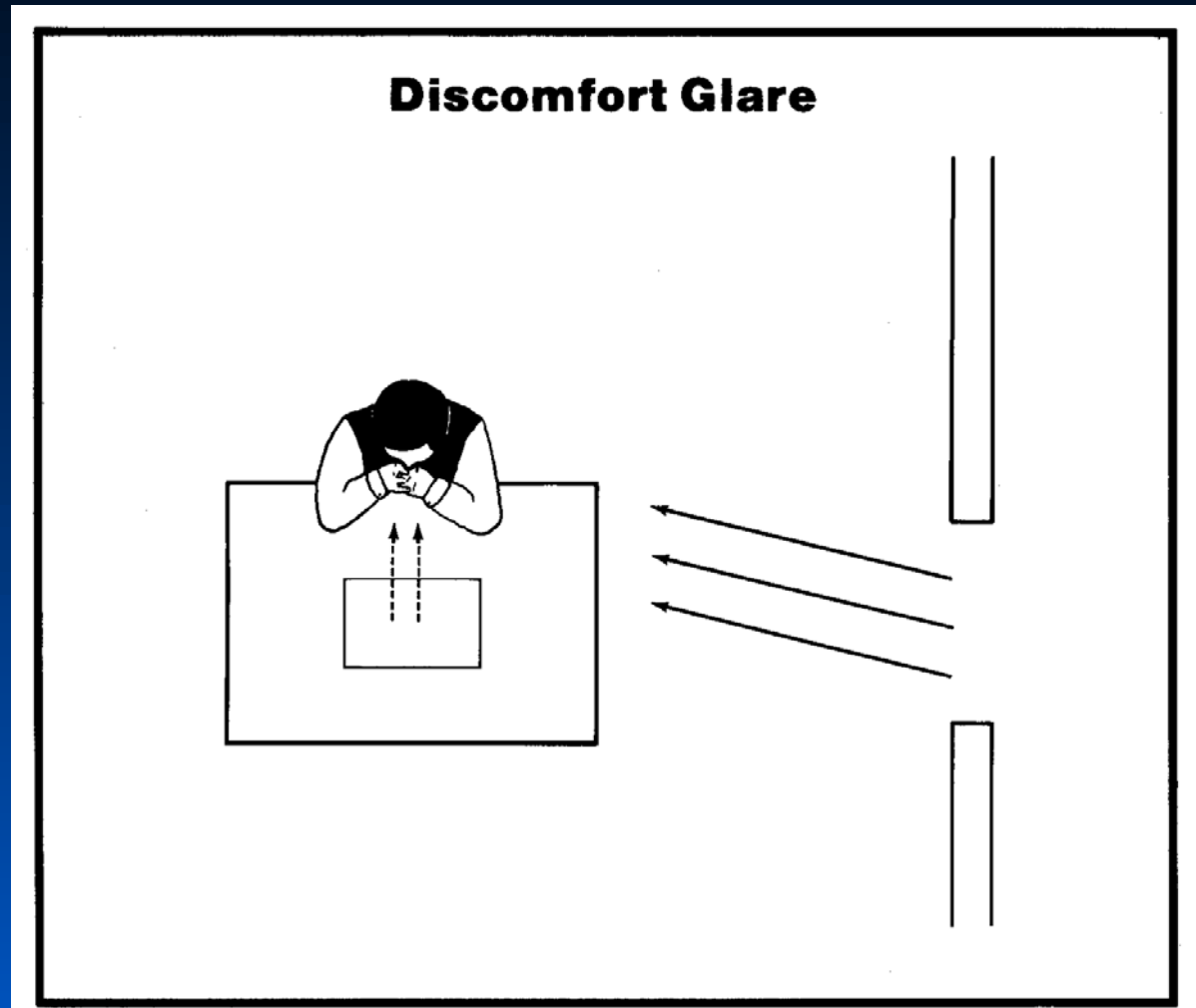
Light from the luminaire reflected from a magazine page will “veil” your view of the text and “disable” your ability to read.

This is called disability glare.



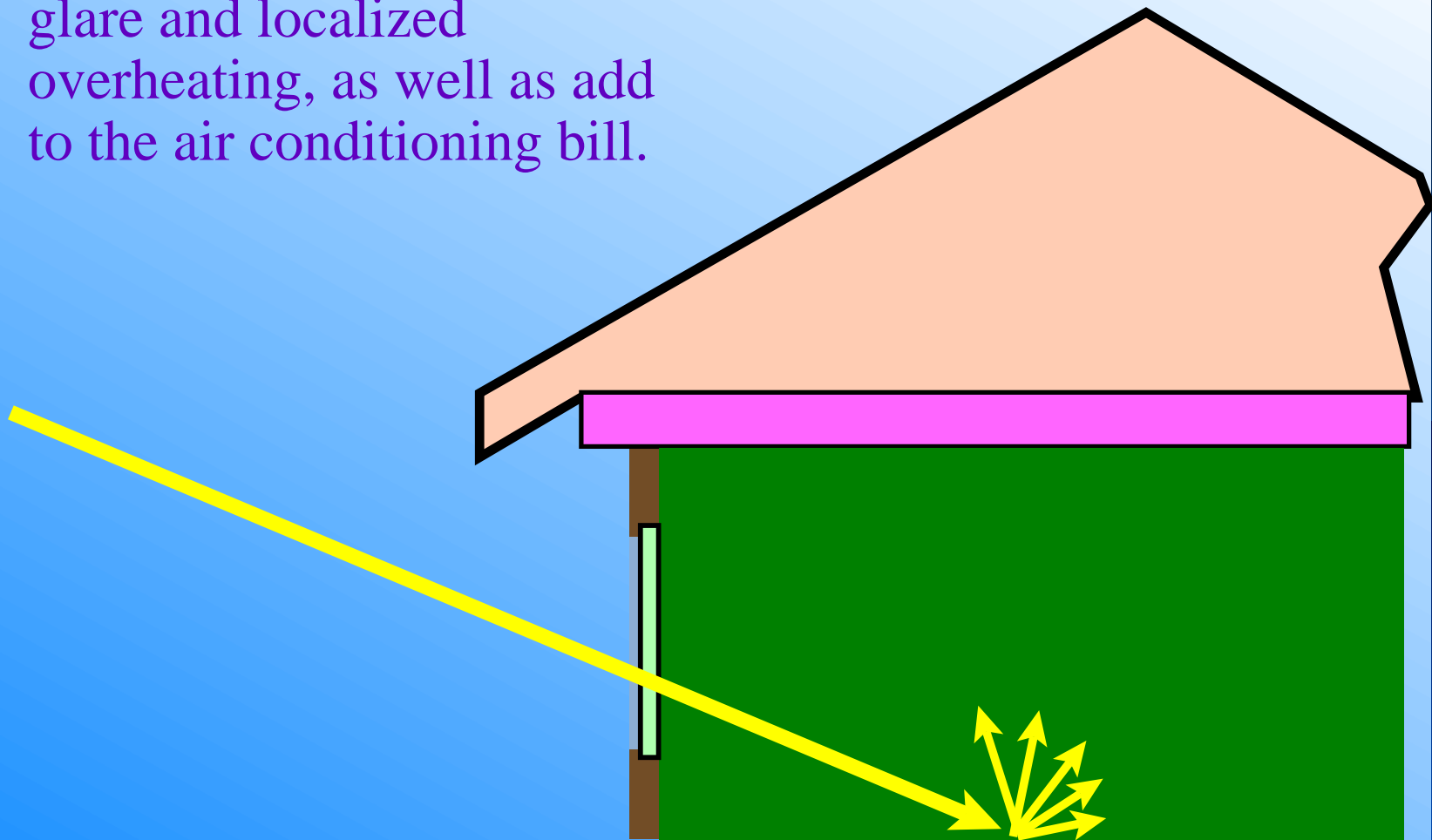
Discomfort Glare

With discomfort glare, light from the side that is much brighter than the light from a visual task enters your eye. This light confuses the accommodation mechanisms, producing discomfort, headaches, and premature tiredness.

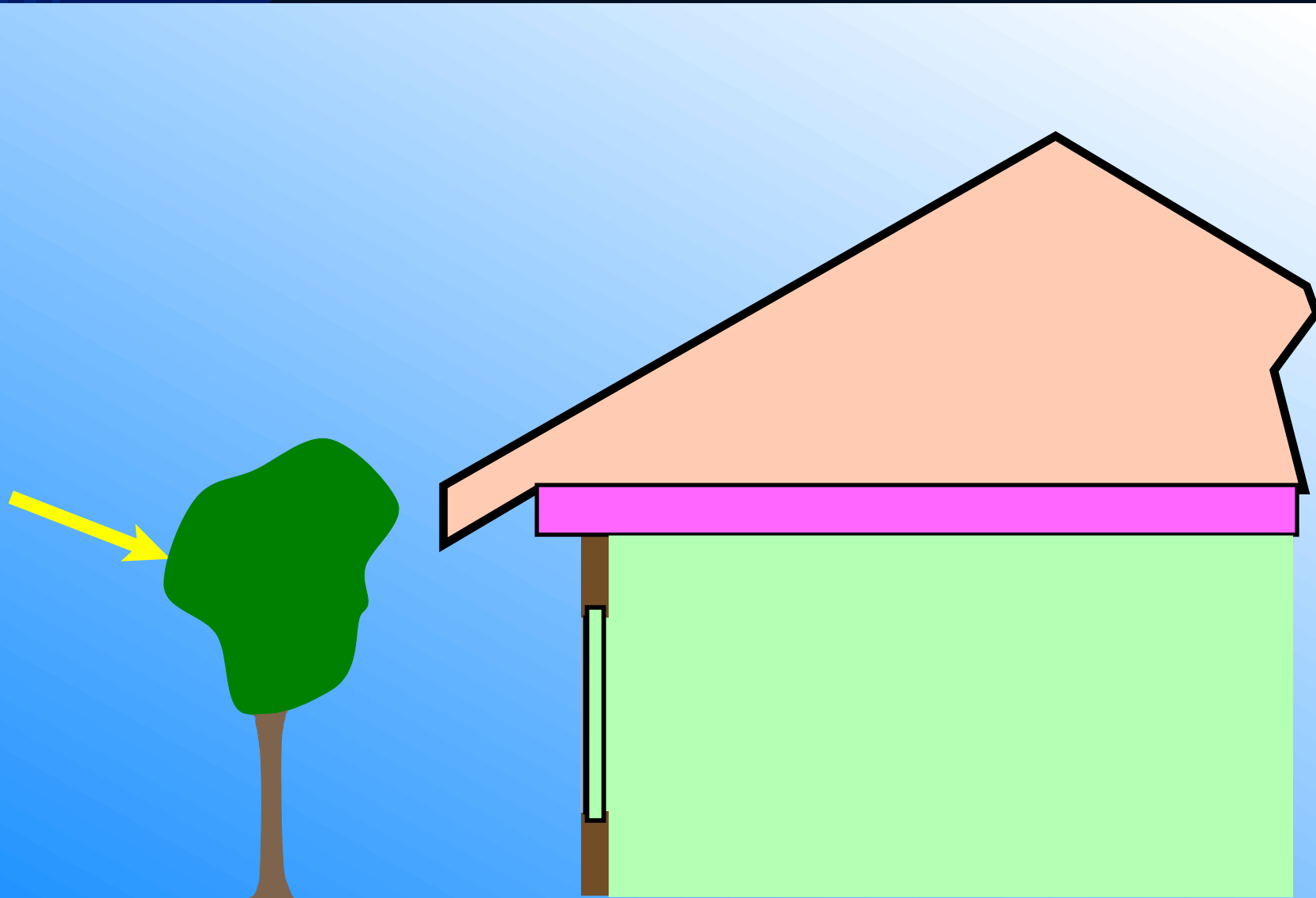


Direct Beam Solar Radiation

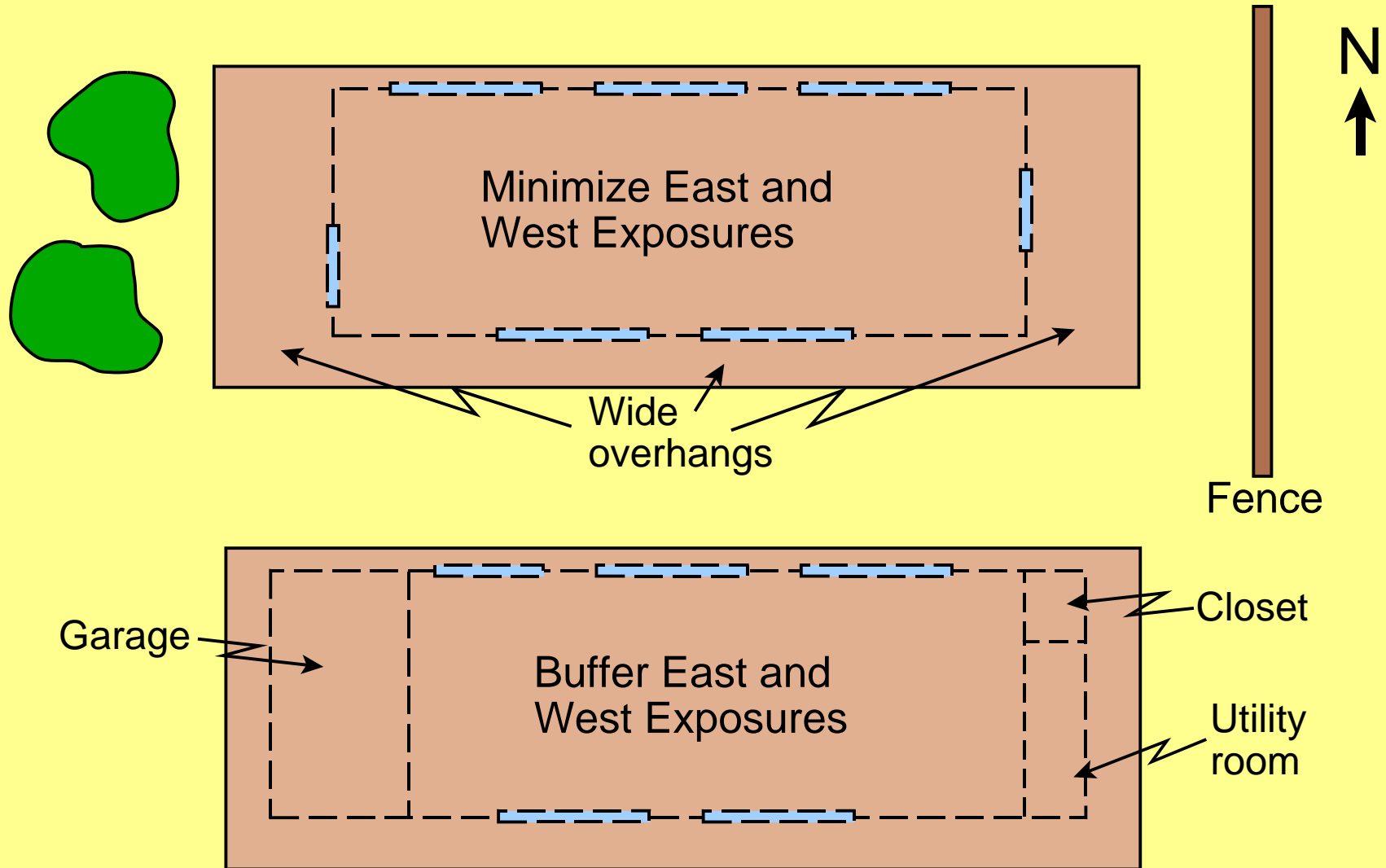
Can produce discomforting glare and localized overheating, as well as add to the air conditioning bill.



Avoiding Direct Beam



Orientation & Shading Strategies



Window Shading

Outdoors



Between
the panes

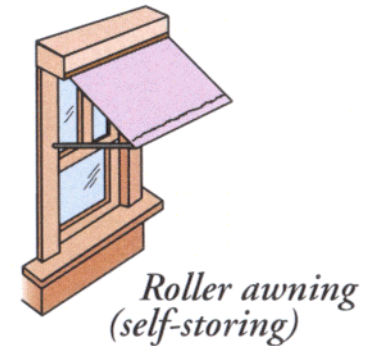

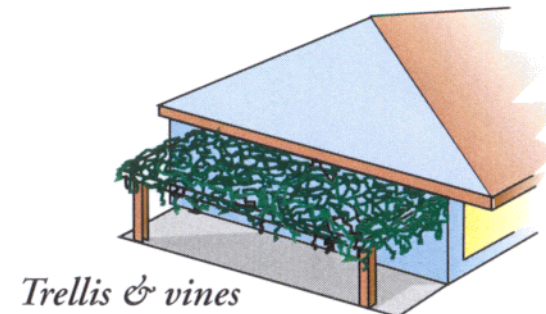

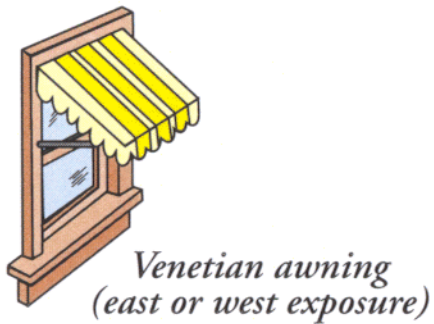







Indoors



Exterior window shading strategies

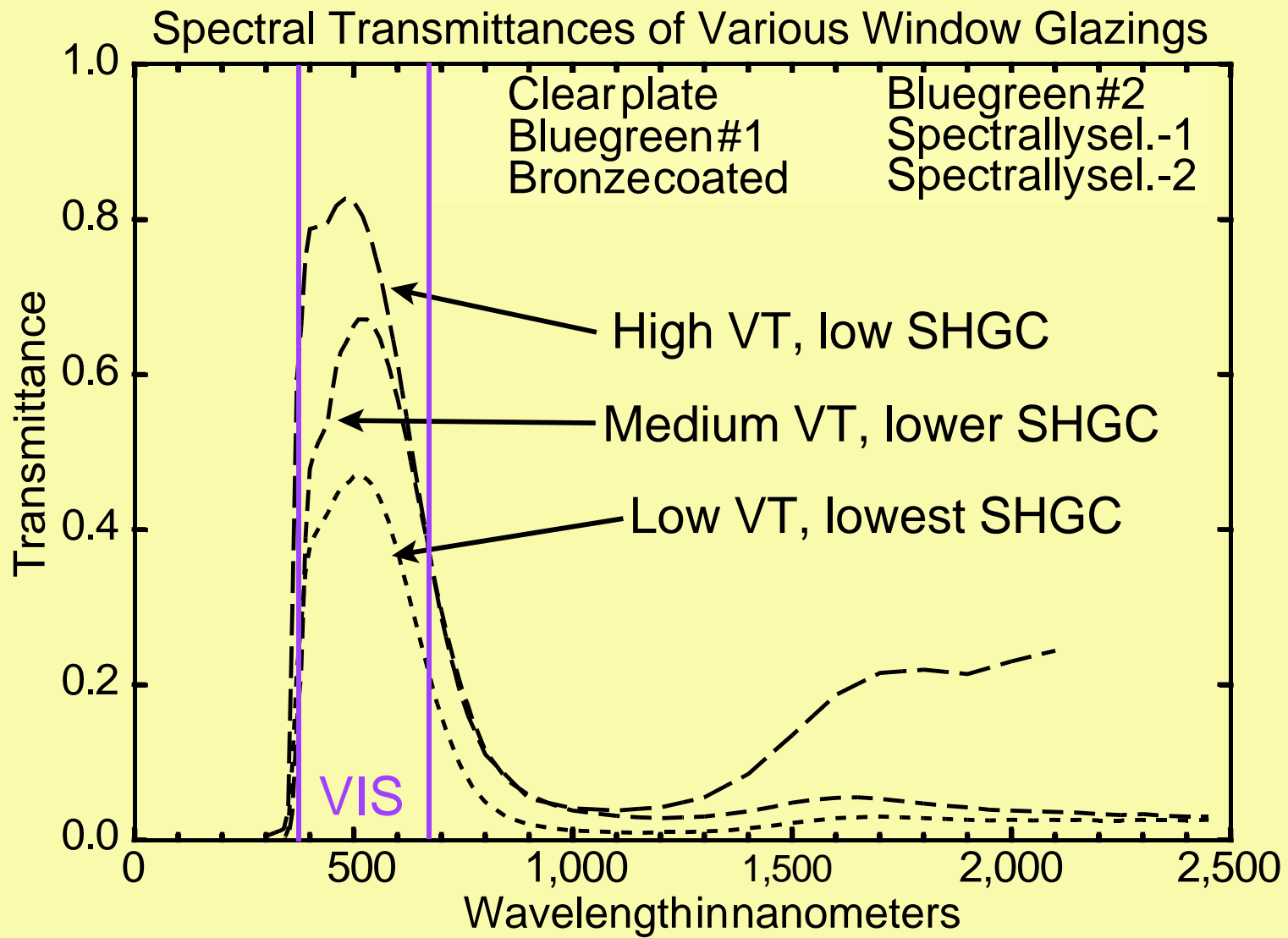
Block solar gain before it reaches the window



When exterior shading is not permitted, desired, or possible

Use High-Performance Glazing Systems

- To minimize solar heat gain, use **hot-climate low-e coated** glazings with **high LSG** ratio
- Choose VT to fit the situation
 - ▶ **VT high** for north-facing, and exposures already shaded fairly well
 - ▶ **VT low** for east- and west-facing exposures inadequately shaded
- To reduce peak load, enhancing comfort and allowing smaller air conditioners, use **double pane** windows
 - ▶ **Impact resistant** for coastal zone
 - ▶ **Insulated frames** to reduce condensation and improve comfort further



Window Energy Performance

- **Instantaneous** versus **long term hourly** performance
- For instantaneous perf., get the NFRC label information:

U-factor SHGC VT

- But how do you know what are good values of these for your application?
- You need something to tell you about the long-term energy (and peak load) consequences of a given choice
- And you need a way to convert energy efficiency into economic information.
- Next comes some background information on energy computer programs and economic indicators

Hourly Building Energy Simulations

Building thermal properties

- Thermal mass & location
- Wall, roof, & floor insulation
- Infiltration models
- Window SHGC & U-factors
- HVAC efficiency data

Assumed internal heat loads

- Equipment
- Humans & animals
- Occupancy

Weather data for each hour

- Air temperature & humidity
- Wind speed
- Direct beam solar
- Global horizontal solar

Loads on HVAC system

- Conduction through envelope
- Internal loads
- Fenestration Solar Gain

Other energy consumed

- Equipment
- Electric lighting

Costs of energy-efficiency

- Building envelope
- HVAC system
- Other features

Energy use by energy type

- Electric energy
- Electric demand
- Gas energy
- Fuel oil

Dollar costs to operate the building each hour and for a year

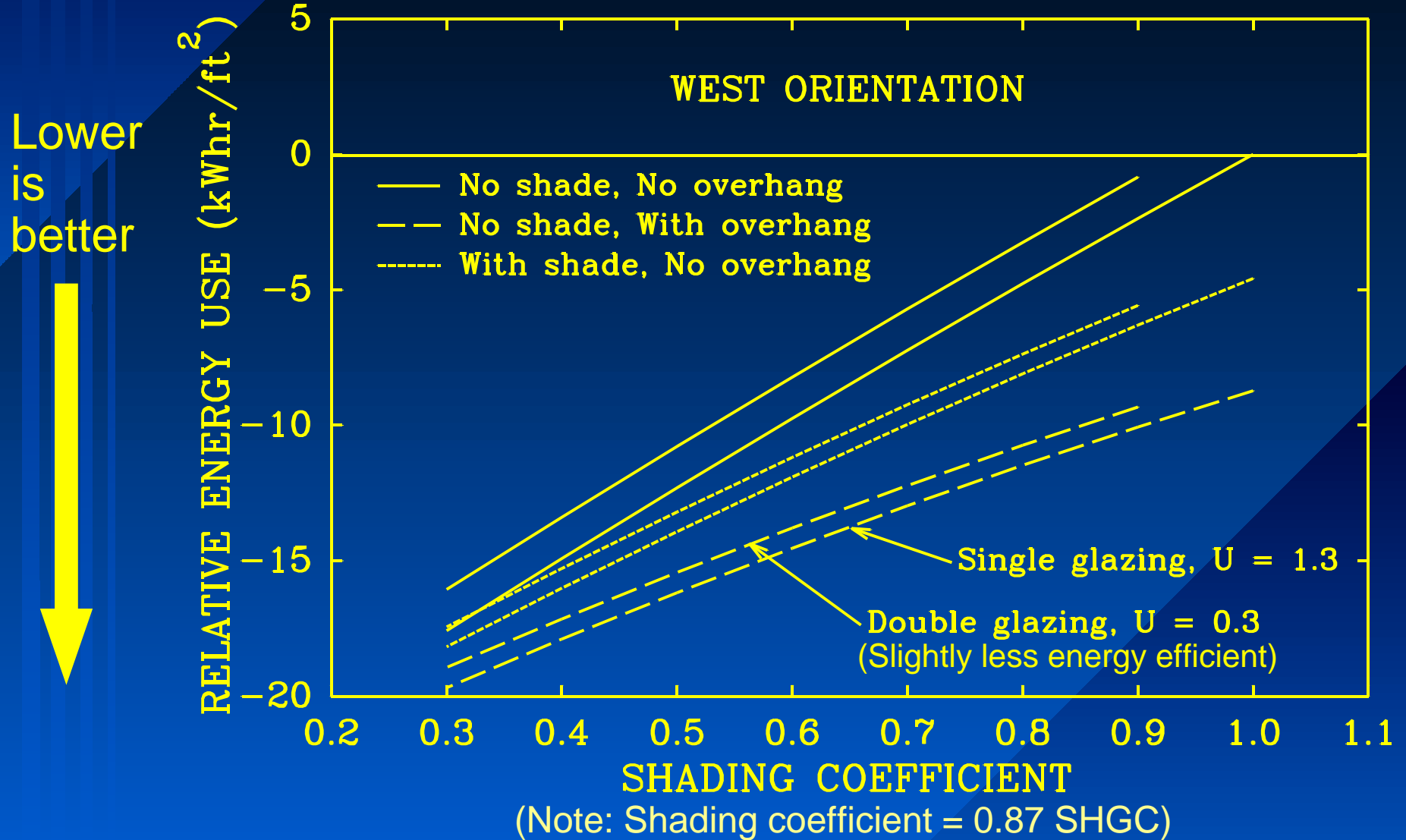
- Annual energy
- Demand charges
- Economic performance indicators

Window Energy Software

- DOE-2 — Large & complex. Needs engineer to run it. Energy Plus is the next generation.
- RESFEN — Easier to run, and based on DOE-2, but you must be somewhat computer savy to run it
- EnergyGauge USA — Requires licensing and training
- EnergyGauge FlaRes — Used mainly for code compliance
- Energy performance for a typical house can be determined at www.efficientwindows.org but this treats shading only minimally
- Sample results from DOE-2 on next slide

Example: DOE-2 Results for Miami -1

MIAMI - YEARLY ENERGY CONSUMPTION

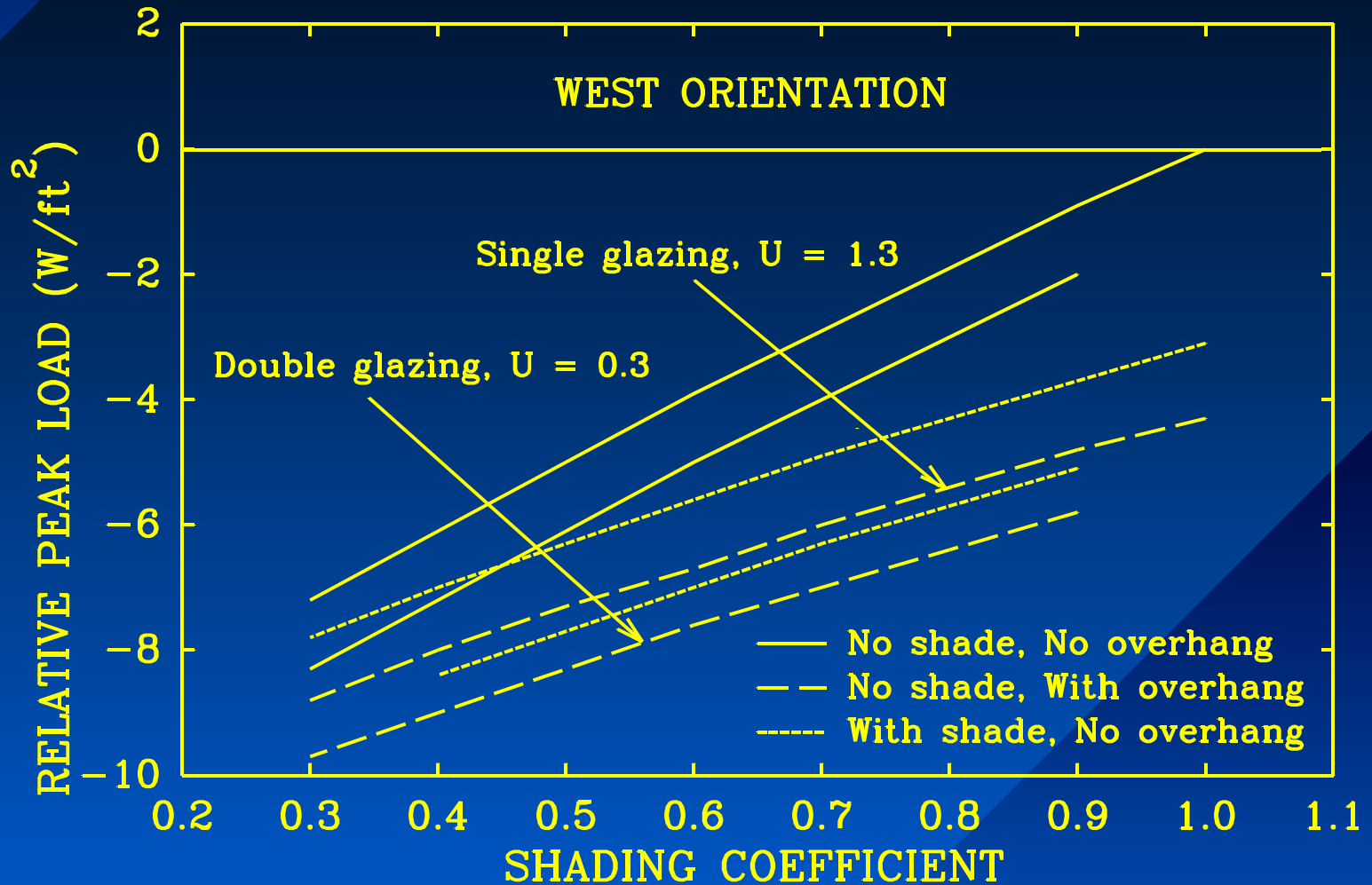


Example: DOE-2 Results for Miami -2

MIAMI - PEAK COOLING LOAD

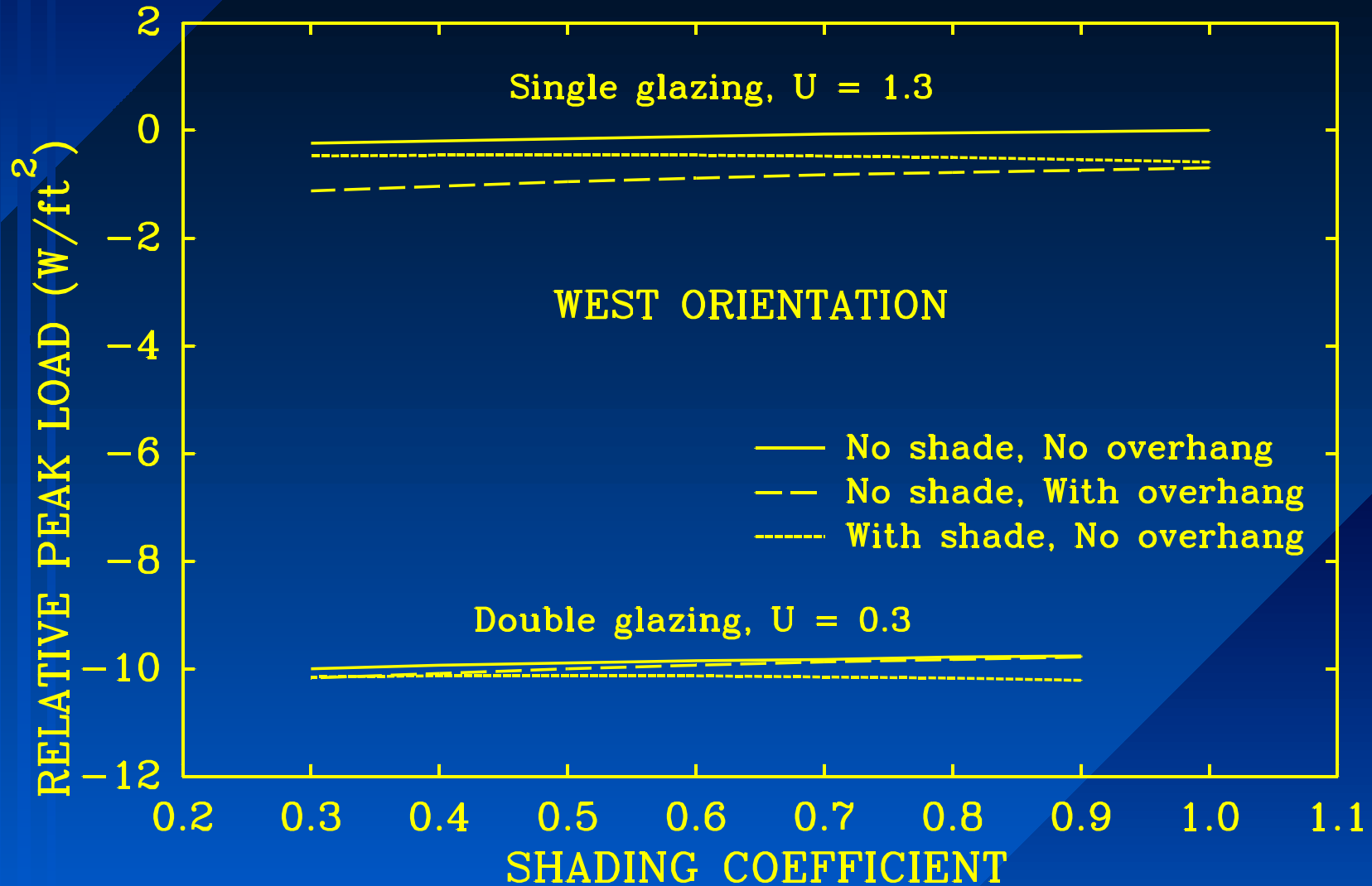
WEST ORIENTATION

Lower
is
better



Example: DOE-2 Results for Miami -3

MIAMI - PEAK HEATING LOAD



Conclusions from Miami Example

- U-factor is not that important for *annual* energy in South Florida
- Preventing solar gain is more important
- Thus low solar gain single pane, uninsulated windows would *appear* a good choice for Southern Florida
- At least one glass company offers “hard-coat” high LSG glass
- But there is more to the study than this.
- Further north, insulated windows become more attractive
- And there are other benefits of double pane windows:
 - Lowered Peak loads
 - Smaller, less expensive HVAC equipment
 - Acoustic isolation
 - Greater comfort and happiness
 - Motherhood and apple pie

What Can the Homeowner Do to Get Energy Performance Information?

- Use State Building Code energy provisions — Minimal
- Insist on NFRC ratings — Instantaneous values only, but still important to know that the numbers are correct
- Obtain Green Home Certification — Great environmentally, but modest incentive for window energy
- Use only Energy Star windows — Good but not best
- Guidance for the average homeowner:
www.efficientwindows.org/selection3.html
- Information customized for your home, use RESFEN:
<http://windows.lbl.gov/software/resfen/resfen.html>

**Where to find
these resources**

Florida Building Commission

www.floridabuilding.org/bc/default.asp

Florida Building Code Online

View The Florida Building Code Online at
SBCCI's website:

<http://www.sbcci.org/floridacodes.htm>

Similar sites can be found for many other
states in the U.S.

National Fenestration Rating Council



NFRC.org



National Fenestration
Rating Council

CERTIFIED

World's Best Window Co.

Millennium 2000+ Casement

Vinyl-Clad Wood Frame
Double Glaze • Argon Fill • Low E

ENERGY Performance

- Energy savings will depend on your specific climate, house and lifestyle
- For more information, call [manufacturer's phone number] or visit NFRC's web site at www.nfrc.org

Technical Information

| | | | | | | | | |
|---------|----------|------------|-----------------------------|------------|-----------------------|------------|-------------|-----------|
| Res | U-Factor | .32 | Solar Heat Gain Coefficient | .45 | Visible Transmittance | .58 | Air Leakage | .3 |
| Non-Res | | .31 | | .45 | | .60 | | .3 |

Manufacturer stipulates that these ratings conform to applicable NFRC procedures for determining whole product energy performance. NFRC ratings are determined for a fixed set of environmental conditions and specific product sizes.

EfficientWindows.org

How to Select an Energy Efficient Window



1

[Look for the Energy Star](#)

Look for a product that qualifies for the Energy Star in the Northern, Central, or Southern Climate Zone. To distinguish between Energy Star products, go to Step 2.



2

[Look for Energy Efficient Window Properties on the NFRC Label](#)

The key window properties are U-factor, Solar Heat Gain Coefficient (SHGC), and Visible Transmittance (VT). The NFRC label provides the only reliable way to determine the window properties and to compare products. For typical cost savings from efficient windows in specific locations, go to Step 3.



3

[Compare Annual Energy Costs for a Typical House](#)

Compare the annual energy use for different window options for a typical 2000-square-foot house in your state or region.

Energy Star

<http://www.energystar.gov/products/windows/>



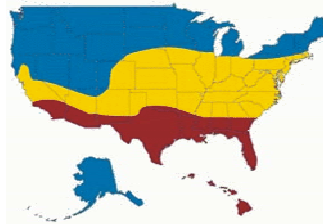
ENERGY STAR
Money Isn't All You're Saving




Energy Star Homes must meet a performance standard: Have a HERS energy rating of 86 or above



Climatic Zones



Energy Star Windows must meet a prescriptive standard:
In the hot climate zone:



| | Windows & Doors | Skylights |
|--|-----------------|---------------|
| U-Factor | 0.75 or below | 0.75 or below |
| Maximum Solar Heat Gain Coefficient | 0.40 or below | 0.40 or below |

None of the previous web sites offers much guidance on selecting window shading. The next one at least gives credit for tree shading.

Florida Green Home Certification

Florida Green Building Coalition, Inc., www.floridagreenbuilding.org

- Green Home Standard Certification based on a points rating
- “Green Home Designation Standard Checklist” publication
- Checklist includes points for Energy, Water, Site, Health, Materials, Disaster Mitigation, and a General category
- For new homes each category has a minimum number of points. The sum of the minimums (default case) is 160.
- Total points requirement is 200.
- More points are required if the minimum cannot be met in a category
- Window points are given for daylighting, east and west tree shading, and exceeding the Florida Energy Code HERS rating of 80

Window Selection Advice

To Double-pane or not?

- For energy savings only, double pane is generally not needed in hot climates
- In this case it is more important to put your money into preventing solar gain —

On the other hand:

- The highest LSG glass is only available in double pane
- Double pane is more comfortable
- Double pane allows smaller A/C, saving dollars
- Double pane gives better acoustic isolation
- The electric utility might *pay you* to use double pane (if you ask them nicely)
- Double pane is important for cold climates

Guidance for the Average Building Owner

- **Purchase the best window you can afford for your situation, considering:**
 - ▶ Direction the window faces
 - ▶ Degree of existing shading of that window
- **Shade east- and west-facing windows from direct sunlight**
 - ▶ Trees
 - ▶ Trellis vines
 - ▶ Shrubs and plants
 - ▶ Awnings and shade screens
 - ▶ Shutters
- **Use double-pane glass and insulated frames to**
 - ▶ Maintain thermal comfort
 - ▶ Reduce peak A/C size required
 - ▶ Save energy and electricity costs
 - ▶ Protect against possible future peak demand charges

Conclusions - 1

- **Our goals should be to**
 - ▶ **Disconnect from fossil fuel use to the greatest extent possible.**
 - ▶ **Install very high performance windows, (and very well insulated walls, ceilings, and floors)**
- **A home in the U.S. can drastically reduce its energy requirements and be more comfortable and enjoyable as well.**
- **If you are not yet ready to disconnect from your utility, at least strive for maximum fossil energy use efficiency.**

Conclusions - 2

- **Designing buildings *down* to a minimal energy code**
 - ▶ Is a failed opportunity for slowing the growth of energy demand
 - ▶ Ignores comfort, produces more pollution, contributes to global warming
 - ▶ In some cases is not cost-effective even in the traditional economic sense
- **Designing *up* to greater energy efficiency is a patriotic act—a commitment to the future of humanity and of the Earth.**
 - ▶ It leads to higher quality homes, that are more comfortable and have lower energy bills.
 - ▶ It reduces pollution, lessens global warming, reduces dependence on foreign oil.
 - ▶ It directly contributes to a sustainable future.
- **Better homes attract more customers, permit higher prices, and lead to greater profits for sellers.**

Window Recommendations in Summary

- **All windows:** Insist on high-LSG glazings and double-pane, insulated windows throughout the house—for energy savings, comfort, reduced peak load, and smaller A/C capacity (and cost).
- **North-facing:** Use a side-wall, or a deep window reveal to block low rising and setting sun on hot summer days
- **South-facing:**
 - Use a modest overhang if you like winter sun
 - Use a wide overhang to avoid sun year round
 - High-LSG glazings are especially important if shading's inadequate
- **East- and West-facing, a menu of choices:**
 - For hot climates:
 - ▶ Dense tree shading where possible Awning shade
 - Exterior shade screen Exterior roller shutters
 - Highest-LSG glazing system, VT between 0.2 and 0.4
 - Interior reflective operable shade
 - For cold climates:
 - ▶ Well-insulated multiple pane windows with insulated frames
- Laminated glass for impact resistance if exterior shade is not enough for this

Additional Information & Resources

- For more information continue exploring our windows web site: www.fsec.ucf.edu/bldg/active/fen/
- For information about the energy crisis: www.dieoff.org
- *Humanity's Environmental Future: Making Sense in a Troubled World*, by William Ross McCluney, SunPine Press, 219 Johnson Ave., Cape Canaveral, FL 32920
- www.thefutureofhumanity.org